

Welcome to your Ocoee Outreach Mission Journey!

While here you will be challenged to restore homes, renew hope and reach hearts for Jesus Christ. Out of this theme will flow countless opportunities to spread the love and good news of Jesus Christ. We have compiled this planning guide to help you as you prepare to come. Our prayer is that it will clarify matters and help you devote your attention to the more important things like prayer and simply being available for God to use as He sees fit. We want you to be confident that when your group comes, you are coming as Christ's ambassadors. Thank you for partnering with us this summer. We look forward to seeing you soon!

Randy Bonner, Ocoee Outreach Director
PH: 423-476-5493

email: rbonner@crossnet.com

website: ocoeeoutreach.org

What's Inside Your Planning Guide...

SECTION 1 - IMPORTANT INFORMATION ABOUT OCOEE OUTREACH

What We're About!	pg. 2,3
Planning to Put In	pg. 4
Breakdown on Expenses	pg. 5
Plan A Hotel Options	pg. 6
Rations (Meals)	pg. 7
Checklist for Your Week With Us	pg. 8
Base Camp & Meet The Staff	pg. 9
Sample Schedule	pg. 10
Types of Ministry Teams	pp. 11-13
Optional Ministry Nights	pg. 14
Pre-Project Wknd. Itinerary	pg. 15
Tool Lists	pp. 16-18
On Site Leadership	pg. 19
Fundraising Ideas	pp. 20-21
Fridays (Fall In Love with Southeast Tennessee Day)	pg. 22
Area Attractions	pp. 23-28

SECTION 2 - INFORMATION & FORMS THAT EACH PARTICIPANT NEEDS

Expectations/Guidelines for Participants	pg. 29
Adult Expectations	pg. 30
Team Member Covenant	pg. 31
Medical, Photo Permission and Release Form	pg. 32
Child Protection Background Check Form (18 and over)	pg. 33
Packing List	pg. 34
Safety on the Work Site	pg. 35
Map and Emergency Contact Numbers	pg. 36

SECTION 3 - FORMS THAT NEED TO BE COMPLETED BY GROUP LEADER

Preliminary Information Form	pg. 37
Church Covenant Relationship	pg. 38
Group Roster (Names & T-shirt sizes)	pg. 39

SECTION 4 - EQUIPPING RESOURCES TO LEAD YOUR TEAM IN

How to Host An Evangelistic Block Party	pg. 40-41
2 X 4 Evangelism Strategy & WITNESSING BRACELET	pp. 42-43
SESSION 1 - Pre-Project Study: Discovery	pp. 45-48
SESSION 2 - Pre-Project Study: How to Share Your Faith	pp. 52-59
SESSION 3 - Pre-Project Study: Taking Prayer to the Streets	pp. 53-59

Restore . Renew . Reach

John 10:10

Ocoee Outreach is a community ministry that provides free home repair to low-income home owners living in Southeast Tennessee. Through the restoration of houses, we believe we can accomplish the greater restoration of hearts and homes now and for eternity. Mission Teams also use ministry tools such as Day Camps (BYBCs, VBS, Sports Clinics) to reach children & teens, Evangelistic Block Parties to reach communities, Canvassing/Prayer Walking to reach neighborhoods, Nursing Home Ministry to reach seniors & more! Our desire is to spread the love and good news of Jesus Christ to all we cross paths with.

Our theme for 2022 is “Restore - Renew - Reach” based on John 10:10, “The thief only comes to steal, kill and destroy. I came that they may have life and have it abundantly.”(ESV) Ocoee Outreach is about Restoring Homes, Renewing Hope and Reaching Hearts with the Gospel. Each mission team member will be encouraged and challenged to use the tools God has given us to share his love and message with others that are in need of hope and restoration!

As we work with our hands for those in need, and spread the message of Christ, the Master Craftsman seeks to make us whole as He dwells within us and touches those with whom we minister. This ministry not only provides a needed service for the Cleveland community, but it also provides a road less traveled for Believers to choose and participate in a *servant lifestyle* as they discover that serving Christ by serving others truly does bring meaning and fulfillment to life.

Ocoee Outreach is a missions ministry of the CrossNet Baptist Network working in conjunction with the Tennessee Baptist Mission Board & the North American Mission Board.

“We know love by this, that He laid down His life for us; and we ought to lay down our lives for the brethren. But whoever has the world’s goods, and beholds his brother in need and closes his heart against him, how does the love of God abide in him? Little children, let us not love with word or with tongue, but in deed and truth.”
(1 John 3:16-18 NAMS)



Restore . Renew . Reach

Ocoee Outreach Strategic Blueprint

Our Mission:

Restore Homes, Renew Hope for those living in need & to **Reach Hearts** with the Gospel.

Our Vision:

We envision utilizing the tools of home repair and outreach initiatives to transform homes into safer living environments and to transform lives for eternity so that every person we encounter will be given the opportunity to say "yes" to Jesus.

Our Values:

We are compelled by the love of Christ. Jesus truly loves people. There are numerous stories where Jesus helped all kinds of people. He helped somebody from a palace. He helped a thief who was dying on a cross and He told us the story of the Good Samaritan, to challenge us to help our neighbor in need. Ocoee Outreach help others in humility and without expectation so that our service reflects the love and compassion of Christ Jesus. Our desire is that everyone experience the hope, joy and life found in Jesus Christ.

We are called to make disciples. The Great Commission needs no clarity. The Gospel of Jesus Christ - the reality that Jesus came to reconcile all things to himself - is the end goal and motivation in all we do. We are intentional about telling others about Jesus, leading them to respond in faith in Christ and getting them connected to a New Testament fellowship of believers where they can be disciplined.

We Believe in Connecting Church & Community. Ocoee Outreach is not an island of itself. Through the CrossNet Baptist Network we are very connected to the local church. We exist to serve as a conduit to connect the church and the community together. It is our desire to resource the local church to reach out to and build relationships with the community - to equip & mobilize the local church in evangelism and ministry projects that lead them in investing in the community around them.

We support the dignity of all people. We believe that every person regardless of race, culture, economic status or situation is a child of God, matters to Him and should be treated with dignity and worth.

We enjoy serving. We find joy in serving others with our God-given gifts and talents. We encourage, care for, and learn from each other as we work together. We create space to laugh and have fun together.

We improve the neighborhood. We make each neighborhood a better and more attractive place to live and work by caring for the needs of people living in substandard and unhealthy houses.

We serve responsibly. We manage funds carefully, treat people fairly, and use materials and equipment resourcefully. We guard the public trust and reputation of Ocoee Outreach at all times. At the same time we are committed to not doing for others what they have the capacity to do for themselves.

Our Belief:

We believe that God's plan for us that is revealed in the Bible is that all who trust in Jesus Christ, the Son of God as their Lord and Savior will one day spend eternity with Him in Heaven. In response to God's unwavering love, mercy and grace towards us, we are compelled to serve and to share His love and message with others.

Ocoee Outreach is under the umbrella of the CrossNet Baptist Network and in partnership with the Tennessee Baptist Mission Board.

Restore . Renew . Reach

Planning to Put In


A major component of the success of the 2022 *Ocoee Outreach* missions experience is the **prayer support** the staff, the mission team participants, and the *O₂* clients will receive. Be assured that the *Ocoee Outreach* staff is praying for you and your mission team. Together we will make an impact on our world as we minister to others in Jesus' name. Begin now to enlist churches and individuals to join you in prayer for:

- the overall ministry of *Ocoee Outreach*, the families who will be ministered to through the summer.
- your involvement as you plan and lead your participants to prepare for ministry.
- your team's involvement on mission.
- for students and adults to "answer the Call" God has place on their life's.

When persons indicate the desire to be a part of your mission team, ask them to enlist individual prayer partners: a parent or other family member; Sunday School teacher; friend. These individuals covenant to partner in prayer with your team member during the preparation time leading up to the mission trip **and** during the time of the mission experience.

Check List:

- ✓ Pray for the partnership that is developing between your church and the staff of *Ocoee Outreach*.
- ✓ Immediately begin enlisting churches, Sunday School classes, groups, and individuals to pray both for the ministries of *Ocoee Outreach* and for your involvement as a mission team leader.
- ✓ Ask those participating in the mission trip to enlist their own prayer partners.
- ✓ Take your team through the Pre-Trip Discipleship Sessions that we will provide you with
- ✓ Lead your team to pray regularly for their upcoming mission work.
- ✓ After you return home from your Tennessee mission experience, share with your prayer partners the difference their prayers made.



*Our Available Plans & Cost

Plan A (Hotel) - 3 Hotels to choose from and a Christian Camp/Retreat Center (all based on availability)

The Hotel plan includes:

- 6 nights lodging at your hotel choice (based on 4 to a room)
- hotel swimming pool to cool off in after a long hot day working on a ministry site
- 6 breakfasts w/hot items & continental items
- 5 lunches
- 4 Evening meals (includes special Thurs. night banquet)
- Supplemental insurance
- T-shirt
- ID badges
- Devotional guide
- Witnessing bracelets
- Outreach Bible
- Construction materials & supervision
- Summer missionary staff
- Pre-project planning logistics

PLEASE NOTE:

- We take care of booking all rooms for you
- \$50 non-refundable deposit per person is due 60 days prior to group's arrival date
- The balance is due upon group's arrival
- Heading home Friday instead of Saturday? Subtract \$15 a person

PARTNERING HOTELS—rates are per person (for example if you have 2 people in a room at the Baymont or Clarion it would be \$340 each person for the week), hotel descriptions on next page

Baymont Inn & Clarion Inn,

4 per room	3 per room	2 per room	1 per room
\$244	\$275	\$340	\$555

Comfort Inn & Suites (has 5 - 2 room suites)

6 per room <small>2 rm suite</small>	5 per room <small>2 rm suite</small>	4 per room	3 per room	2 per room	1 per room
\$245	\$260	\$285	\$320	\$405	\$650

Johnston Woods Retreat/Camp Center

\$249 per person

Rooms are also available at the **La Quinta Inn** (newer Hotel) at a higher rate than the hotels listed above. Call Ocoee Outreach at 423-476-5493 for rates.

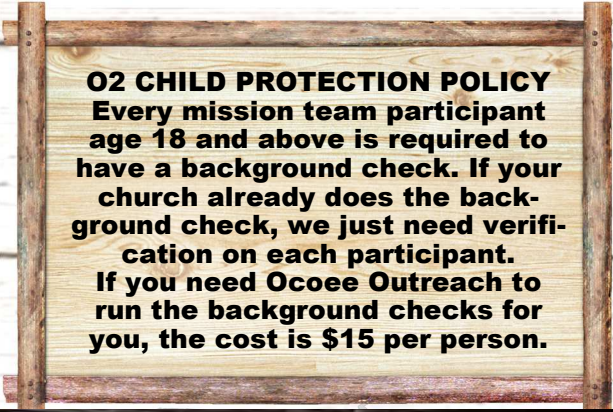
Plan B (Church) at \$165 per person (limited space, based on availability of local church)

Church plan includes:

- 6 nights lodging at a local church (gym, youth room, multiple showers, other rooms, etc...you bring your own bedding and your responsible for your own breakfast)
- 5 lunches
- 4 Evening meals (includes special Thursday night banquet)
- Supplemental Insurance
- T-shirt
- ID badges
- Devotional guide
- Witnessing bracelets
- Outreach Bible
- Construction materials & supervision
- Summer missionary staff
- Pre-project planning logistics

PLEASE NOTE:

- \$50 non-refundable deposit per person is due 60 days prior to group's arrival date
- The balance is due upon group's arrival
- Breakfasts are the responsibility of each group (you will have access to the church kitchen)
- Sunday evening dinner and Friday evening dinner are the responsibility of each group




Rates could increase if there is a shortage of lumber from COVID-19 delays

PLAN A - HOTEL OPTIONS

Hotel/camp options are based on availability. Ocoee Outreach takes care of all Housing logistics and will work directly w/each hotel. Please indicate your hotel preference w/estimated number of mission team members and rooms needed on the preliminary information form (last page in this packet). **All plans are for 6 nights and are based on availability!**

BAYMONT INN & SUITES - 360 Paul Huff Pkwy Cleveland, TN 37312. The Baymont Inn located off I75, exit 27, has a medium size outdoor pool and is located next to the Bradley Square Mall (no elevator on site). All rooms are exterior rooms and features include in-room iron with ironing board, coffee maker, hairdryer, full/standard size beds, mini-refrigerators and microwaves. A full complimentary hot continental breakfast is offered daily. **Ranked 9th of 32 hotels in Cleveland by TripAdvisor.**




COMFORT INN & SUITES - 107 Interstate Drive NW, Cleveland, TN 37312. The Comfort Inn located off I75, exit 25, offers suites that can accommodate more than 4, and a large outdoor pool & elevator. Features include all interior rooms, in-room iron with ironing board, coffee maker, hairdryer, premium full/standard size beds, mini-refrigerators and microwaves, onsite laundry facilities, exercise room. A full complimentary hot continental breakfast is offered daily. **Ranked 5th of 32 hotels in Cleveland by TripAdvisor.**



CLARION INN - 185 James Asbury Drive N.W., Cleveland, TN 37312. The Clarion Inn located off I75, exit 27, has a good size outdoor pool & elevator. All rooms are exterior rooms and features include in-room iron with ironing board, coffee maker, hairdryer, new full/standard size beds, mini-refrigerators and microwaves, onsite laundry facilities, exercise room. A full complimentary hot continental breakfast is offered daily. **Ranked 11th of 32 hotels in Cleveland by TripAdvisor.**



JOHNSTON WOODS RETREAT CENTER - 2985 Brymer Creek Rd. McDonald, TN 37353. Johnston Woods is a Christian Camp/Retreat Center nestled in the woods and in tune w/nature just a few minutes from Cleveland, TN. Hiking trails, a lake w/a floating dock to swim in or kayak, Frisbee golf, ball field, outdoor fire pit & patio, beautiful lodge for meals and meetings that also contains a large porch w/rocking chairs. Features include cabins that sleep between 21-26 with each cabin containing 4 rooms that sleep between 4 to 7 people and has 1 shower/1 bathroom per room, twin size beds, all linens included A full hot breakfast each morning.

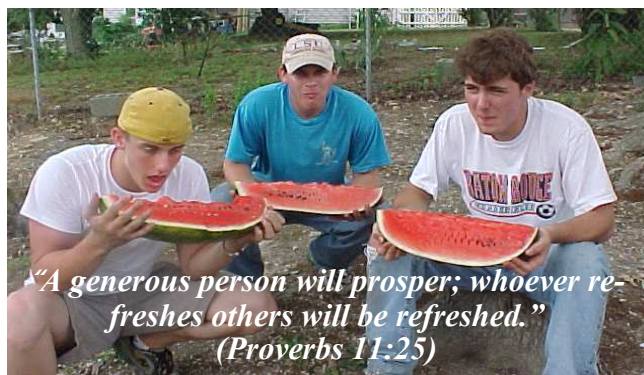


Rations

We recognize the value of good food. We want your bodies to be fueled for service! We strive to provide good quality and variety at each meal. For groups choosing plan A, breakfast will be provided that will include hot items! Lunch will be delivered to your team on site: Chick-fil-A on Monday, Dominoes pizza on Thursday and a mixture of peanut butter/jelly, deli meats and cheeses mixed with a combination of fresh fruit, chips, and dessert to provide a mid-day buzz . Dinner, ah, dinner! That wonderful time of relaxation and fellowship around the table: a party for your palate! Hot, home-cooked evening meals will be a satisfying end to a productive day's work. Dinner will be at one of our local churches Monday - Wednesday nights. Mission teams will be treated to a very nice Thursday night dinner buffet & Celebration/Worship experience!

Special note regarding the Hotels and Camp: Please bring your own towel/beach towel for the pool/lake.

For groups that have chosen Plan B, you will be lodging at one of the churches in the CrossNet Baptist Network that has shower facilities. There are separate rooms for guys and for girls to sleep in (bring your own bedding), a nice size kitchen area for breakfasts, and a room to meet in and have breakfast in. We have a shower trailer we are able to provide more shower rooms for larger groups..



*"A generous person will prosper; whoever refreshes others will be refreshed."
(Proverbs 11:25)*

Restore . Renew . Reach

Ocoee Outreach Checklist For Your Week With Us

1. Complete and return the following forms:
 - A. Preliminary Information Form (asap) pg. 37
 - B. Church Covenant by February 20, 2022 pg. 38
 - C. Group Roster 60 days prior to trip (changes can be made) pg. 39
2. Enlist your church in prayer support as they complete the Church & Pastor Covenant Endorsement (pg. 38).
3. Challenge and enlist youth and adult mission team participants. **We are asking for each church bringing a youth group to have at least one adult for every five teenagers.**
4. If you have more than one team, place team members on the appropriate team prior to coming and send us a team roster at least one week in advance.
5. Train mission team members in Pre-Trip Discipleship Sessions we provide for you (discipleship, ministry skills development, personal evangelism and group dynamics). The Discipleship Materials are located in the back section of the planning guide. Remember the importance of physical conditioning to your group as well. The ministry you will be undertaking is physically demanding and will occur in an area of relatively high heat and humidity (pp. 44-60)
6. Provide each participant of copy of the forms in section 2. **Please go over participant's expectations with students and adults as well as the adult expectations with all your adults (pp. 29-30) and have them complete a personal covenant (pg. 31).**
7. Raise monies as needed. Events such as car washes, rock-a-thons (rocking chairs), or other group activities are great to do (see Fundraising Ideas on (pg. 20-21).
8. Let us know what you would like to do on optional ministry nights (Mon./Tue.) and Wednesday Night (pg. 15)
9. **Participate in the mandatory pre-project zoom conference on April 29 or 30 (more info on pg. 15).**
10. Secure adequate vehicles for your trip. **Transportation** to and from Cleveland, Tennessee as well as to the various ministry sites and evening activity sites during your week with us is the responsibility of each participating church. Please note that large buses are harder to maneuver in some of the neighborhoods where teams will need to be dropped off and picked up each day. Directions and maps to locations will be provided.
11. A \$50 per person **non-refundable** deposit is due 60 days prior to your group's arrival date. The balance of the cost is due upon arrival. *The deposit is non-refundable due to the fact that the money is used for the advance purchase of materials.*
12. Have a time of Commissioning for your group prior to departure.
13. Check-in times each week will be from 3:00 - 5:00 PM Sunday at the hotel or the church you will be staying at. Upon registration be sure to have the following: balance due, medical/photo and video permission release form (one copy on each person for us and one copy on each person for you to keep) and team lists if working on more than one site.
14. A time of fellowship, orientation, and worship will be held on Sunday at our host church for the week from 6pm.- 8pm eastern time. Plan your trip on Sunday, in order that your group has time to eat dinner prior to the 6PM. Worship Service. Please note that a few Sundays will start an hour later at 7pm (advance notice will be given).
15. ***Expect God to do great things through your willingness to serve!***
16. ***Have a Celebration Service at your Church after you return.***

Base Camp

Mission trips should be designed to involve the entire church. Do not forget about those who cannot be with you. There are many ways to get them involved beyond gifts or money and prayer support:

- ☞ Mail can be received by your team members at the **Ocoee Outreach** office (be sure to send letters and packages early—even before the team leaves home!).
- ☞ Take photos, slides, and /or video of your mission team to share with your church family. This will provide great “memory joggers” for mission team members and help folks at home visualize what you have experienced.
- ☞ Lead your church in a **Celebration** worship service upon your arrival home: **not** just a *mission trip report*...but a season of **worship**. Inspire the members of your extended church family to develop a servant heart, and to **discover what Full Service is all about...!**
- ☞ Dare to **dream the dream!** Could God be giving you a vision of what could happen in your corner of the world when you are awakened to the extravagance of God’s grace through service?

Meet the Ocoee Outreach Summer Missionary Staff

Randy Bonner, Director of Ocoee Outreach & Missions Strategist for the CrossNet Baptist Network, and NAMB Missionary for the past 20 years. Randy is married to Julie and has two children, Josiah (Grad School) and Cassie (College). Randy is a veteran Student Pastor of 18 years and graduated from Bluefield College and Southwestern Baptist Theological Seminary. Randy hails from Northern Virginia.

Randy & Wilma Day, Randy is one of our Ocoee Outreach Construction Supervisors, Semi Retired General Contractor and has been in Construction for several years. Wilma has served as our Lunch Coordinator and w/office support. This will be Randy & Wilma’s 10th year serving on Staff w/Ocoee Outreach. The Days have led their Church, First Mt. Moriah Baptist of Greenwood, SC on several Ocoee Outreach mission trips.

Ronny Rutherford, Ronny is one of our Construction Supervisors who will be serving for part of the summer. He and his wife, Genice have served in a big way over the years with us. Ronny’s church, Hagood Ave. Baptist Church of Barnwell, SC will be taking on their 19th Ocoee Outreach mission trip.

Andrew & Tracy Frazier, Andrew has led his Church in Ocoee Outreach missions in the past and has served on our staff as a Construction Supervisor the last few years. His wife, Tracy will be assisting w/ office support and lunch coordination. The Frazier’s are local, hailing from Parkway Baptist Church, have served on the mission field in New Zealand and Singapore and have 2 children, Ethan age 23 and Faith, age 19.

Matt Dillard, This will be Matt’s second year to serve as an Ocoee Outreach Construction Supervisor for part of the summer. Matt has served on the Board of Ocoee Outreach for several years and is a deacon at Elkmont Baptist here in Cleveland, TN. He and his wife, Terry have been a big part of Ocoee Outreach over the years.

Summer Missionary Staff, Defenders of the Faith...The Brave... The Proud.... True Servants.... Lovers of Freedom ... Haters of drafty houses... Dedicated to assisting and serving your group members beyond the call of duty.



Restore . Renew . Reach

Ocoee Outreach Sample Week For 2022

SUNDAY

arrive mid-afternoon in Cleveland

- 3-5:00 Register with us at your Hotel or Host Church
**Please be prepared to pay your balance, receive your t-shirts & bibles, receive your devotional guides and any other materials*
- 6:00 Worship Session w/ the Ocoee Staff
- 7:00 Orientation & Small Groups/Equipping for Ministry and Witnessing led by Ocoee Staff
- 8:00 Adjourn for the night

MONDAY—THURSDAY

- 6:30 Breakfast for construction teams (could be later for BYBC/VBS teams)
- 7:20 Construction Teams head to job sites
- 7:45 Arrive at the job site and begin making a difference
- 8:45 *BYBC/VBS Teams head to ministry sites
- 11:30 Break for lunch and brief mid-day Bible Study led by Summer Missionary Staff (on site)
- 12:30 Back to work
- 2:15 Construction Teams clean-up job site and head back to the Hotel or Church
- 2:45 *BYBC/VBS Teams clean-up and head back to Hotel or Church
- 5:00 Monday - Wednesday Dinner (6pm. on Thursday Night)
- 6:00 Thursday Night at local Church- Closing Celebration, Worship & Highlight Service w/ Ocoee Staff
- 6:30 Monday & Tuesday Night (Optional Ministry Nights or Group Time)
Wednesday Night Worship w/ Local Church
- 9:00 Debrief with your group (at your discretion)

* The exact times for the BYBC/VBS Teams will vary per site location

FRIDAY

- 6:30 Breakfast (could be later)
- 7:30 Construction Teams head to job sites
- 8:00 Arrive at the job site and finish work (if needed)
- 11:30 Clean-up & lunch
- 12:30 Head to Ocoee River for Whitewater Rafting or other group planned excursion

SATURDAY MORNING

- 7:00 Breakfast (if staying at Hotel)

Leave for home.....knowing that you have made a difference in someone's life. Now it is time to go back and change your world.....

Restore . Renew . Reach

Types of Ministry teams

Please carefully read all of the information printed on the following 2 pages: As you prepare to come to Ocoee Outreach this summer you will want to pray and plan how to effectively place your team members on the right team(s) if you have enough volunteers for more than one team. Please keep in mind that our biggest need is always for construction teams. If your group is bringing 22 or more people, we would want you to consider having 2 ministry teams. A good size team for one construction site would be approx. 15 people. We do have some church groups that will bring multiple ministry teams, both construction and non-construction mission teams. Please keep in mind that you will need to provide transportation for each of your teams to and from the ministry site. We would like to have your team rosters prior to arrival so we can be more ready to facilitate your week with us.

Construction Teams

A construction team will consist of approx. 15 individuals. Each team will need to have an adult designated as the crew chief. It is good for the crew chief to have construction experience in leading his or her team in the work. Our construction Coordinators/Supervisors are ready to assist teams according to their skill level. Our construction coordinators/supervisors will also provide guidelines and specs in helping your home repair team come up with a game plan. We will assign home repair sites based on the indicated skill level of each team. Our goal is not to speed through projects, but to finish in a timely matter while building relationships with the homeowner and family in order that we can share Christ with them and truly encourage them. If your team will consist of some teenagers, you will also want to make this a learning experience for them (in other words don't let the adults do all the work but encourage them to teach and show the way).

We will provide each ministry site a summer missionary that does not serve as a crew chief or as a experienced construction/home repair leader. Their primary role is to encourage & love on your students/adults, the homeowner/family, to serve as a liaison between the mission teams, the homeowner & family and to lead out in some basic discipleship areas involved w/Bible study, prayerwalking and evangelism.

Roofing Teams - A good number of our applications are for new roofs. Our roofing projects are of all shapes and sizes and typically have no more than a 6/12 pitch or less. Roof projects with a steeper pitch will be assigned to teams with a higher skill level. We never fully know the extent of how much decking will need to be replaced until we take the old roof off. Only H.S. age and above are allowed to work on roof projects. We typically will not use nail guns on roof projects unless we are behind, the pitch is difficult, or it is a huge project. We want volunteers to learn how to hit a nail with a hammer and not speed through a project without getting to know the family. We've had many roof teams in the past that had a mixture of males and females. In many cases the girls work harder than they guys.

Ideal Team Size: 15 Volunteers (H.S. age and above)



Carpentry/Paint Teams - The amount of carpentry work needed on paint sites varies according to the condition of the home. We always prep a house for painting by pressure washing, scapping and replacing damaged siding, facial board, soffit and shutters. In some cases there might be the need for window work and glazing and for work on gutters. Only adults are permitted to operate power tools. We always put 2 coats of paint on the entire exterior of the house. Paint sites are assigned according to the skill level of the team.

Ideal Team Size: 15 Volunteers (M.S. age and above)

cont...

Restore . Renew . Reach

Types of Ministry teams continued...

Wheelchair Ramp Teams - We build wheelchair ramps of all sizes for those with disabilities. The ramps have to be built to code. Plans and specs will be provided.

Ideal Team Size: 6 Volunteers



Other Construction Teams - We will sometimes have home repair projects that will be more involved than what is mentioned above such as **plumbing, electrical, floors, ceilings**, etc. and more... Many of these require specialized skilled volunteers and are assigned accordingly. Please let us know if you are bringing volunteers that are experienced and skilled in any of these areas. We also do landscaping/yard work projects.

Ideal Team Size: Varies according to project

Children's Outreach Teams

BYBC (Backyard Bible Clubs) or VBS Teams - Ocoee Outreach partners with 5 area Boys & Girls Clubs that allow our teams to coordinate and facilitate the daily sessions with the primary age range being age 5 to age 12. This is a great ministry opportunity because most of the children come from very disadvantaged families and crave all the attention and love our teams can give. Depending on the location there could 30 to 125 children as well as a few teens. We want our teams to be very fluid and flexible in working with the Boys/Girls Club staff in order that we can keep our partnership in good standing. There will typically be 3 to 4 stations each day that your team will be in charge of that can include Bible Story, craft, creative arts/music, & games/recreation. And of course the most important mission your team can be about is sharing Christ and their personal stories of Faith. An information and planning form with detailed information related to the BYBC your church will be assigned to will be sent to you to assist you in your preparations. At all the Boys/Girls club locations lunch is provided for the children by the club.

We also partner with some low income apartment complexes where we've had teams offer a BYBC or VBS to all the children. These children also crave all the love our teams can give and attendance will typically run between 10 - 30 children depending on the location.

Please keep in mind that your team will need to provide all the curriculum, supplies and materials needed in ministering at a children's outreach site.

Ideal Team Size: Varies 8 - 25 Volunteers



Sports Clinics - At a couple of the Boys/Girls Club sites we partner with there are facilities that would allow a church group to offer a Sports Clinic such as Basketball, Soccer or Baseball. This seems to work best when it is integrated into part of the schedule for a church group that might already be assigned to do a VBS outreach at a Club site.

cont...

Restore . Renew . Reach

Types of Ministry teams continued...

Senior's Outreach Teams (Depending on health status)

Ocoee Outreach partners with several Assisted Living Facilities and Nursing Homes during the summer. We've had some teams that have offered a morning VBS for residents Monday - Thursday designed for Seniors. This always seems to make a significant impression on the seniors, who often are lonely and might not receive many visitors. Teams can offer things such as crafts, music, games, Bible Study, and even exercise. And of course the most important mission your team can be about is sharing Christ and their personal stories of Faith.

Evening Ministry Teams (also see optional ministry nights on pg. 14)

Evangelistic Block Party - This could be in a neighborhood close to where your day teams have been ministering through home repair or BYBC. On Monday Evening your team would canvas the neighborhood with flyers and on Tuesday Evening your team would host the block party (see pages 18, 19 for more information). We do have a block party trailer that our church groups can rent for \$75 that is well supplied (bounce house, grill, sound system, tables/chairs, carnival games, popcorn & snow cone makers with supplies included and much more).

Nursing Home Ministry - Groups can break up into teams of 4 or 5 and go room to room where welcomed talking with residents - listening to their stories, reading scripture, singing choruses or hymns and praying with each resident.

Front Porch Ministry/Canvassing - We've had mission teams assist some of the churches in our Association by canvassing a neighborhood in close proximity to the church doing door to door surveys, praying with families, handing out information about the church or an upcoming event all while looking for an opportunity to share Christ.

Group Bible Study & Swim- Some mission teams might choose to have one night where they share and grow together through an activity and Bible Study such as going swimming at the Blue Hole. A beautiful swimming spot on the beautiful Ocoee River at the Whitewater Olympic center surrounded by breathtaking views and mountains. If you would like, one of our summer missionaries might even be available to lead the Bible Study.

We will provide each ministry site a summer missionary that does not serve as your team leader but in a support role. Their primary role is to encourage & love on your students/adults and to serve as a liaison between the mission teams, the Boys/Girl Club staff or Apartment management and to lead out in some basic discipleship areas involved w/Bible study, prayerwalking and evangelism.

Optional Ministry Nights

Sunday and Thursday evenings are designed for all Ocoee Outreach groups to come together for Worship and Celebration. Monday and Tuesday evenings are up to the discretion of each church group leader. You know the ability and the needs of your group better than we do. If you want to utilize Monday and/or Tuesday evening as a time for your group to do something on their own whether it be a fun activity, a Bible study, or just simply some down time to catch up and evaluate things, we leave that up to you.

If there is a type of ministry that your group is gifted in or a type of ministry service or opportunity that your group would like to present to our community on one or both nights, we will help plan and set up the event with you. It could be anything from evening block parties, concerts through music/puppets/creative arts presentations, to canvassing or surveys in neighborhoods (for the majority of these types of ministries, your church would need to take care of expenses and materials).

- ☺ Block Parties (*see pgs. 40- 41*)
 - Give away free food, door prizes, etc...
 - Provide entertainment and ministry through music or creative arts
- ☺ Ministry to Assisted Living Places/Nursing Homes for TLC (tender loving care visits) either going room to room or presenting a music or creative arts program
- ☺ Front Porch Ministry - Survey/Canvassing for and with a local church
- ☺ Hospitality/Evangelism Ministries
 - Coca Cola give away
 - Light Bulb/Smoke Alarm Battery give away
- ☺ Creative arts (puppet, singing, drama, movement, face painting, clowning, etc.) in parks, assisted living, campgrounds, beach areas, etc.
- ☺ Sort/inventory clothes and/or food for Food/Clothes Centers
- ☺ Health Fair/Medical Clinic/ Eye Clinic - (especially good if you have an adult or two that is a Practicing Physician) your group could provide entertainment and ministry to those waiting
- ☺ Your own group Bible Study and Swimming at the **“Blue Hole”** water spot close to the Whitewater Olympic Center on the Ocoee River.



On Wednesday night we will try to connect you with a local church to either lead, assist in leading, or just participate and visit a mid-week youth service or church-wide service. In most cases this will be where you will have your evening meal on Wednesday. This is at the discretion of the group leader as to the ability and needs of your group and also at the discretion of the pastor of the local church you will be visiting.

Pre - Project Zoom Conference

One change we are implementing as a result of doing more events online during COVID-19 is that we are moving away from our in-person Pre-Project Weekend. to a Zoom Conference that you can be a part of while at home, thus saving you travel expenses and time. You will be able to choose between one of three zoom conferences the weekend. of April 29 - 30. Each session will last approx. 2 to 2 and half hours long:

Choice 1: Thursday, April 29 at 7pm.

Choice 2: Friday, April 30 at 10am.

Choice 3: Saturday, May 1 at 10am.

Each session will feature an overview of Ocoee Outreach and our team, what you can expect when you arrive and while on the ministry sites, registration details and logistics (lodging, meals, deposits/balances, forms, etc.), what your week will look like, ministry options, construction details, tentative ministry site assignments w/photos and family bio and much more.



Restore . Renew . Reach

Job Specific Tool List

Your ability to complete your assigned task(s) and the quality of workmanship provided is highly dependent upon having the proper tools. There are few things more difficult or frustrating than to try to accomplish a task without the proper equipment. Following is a general list of tools one would use for the types of work which we will typically be doing. As specific plans are made for your group, additional items may be added, or some of these items may become unnecessary. We know that some of these items might be hard for you to bring (items that each site should have), because of logistics. Let us know in advance what you are not able to bring. We have some limited resources and equipment that our construction coordinator will make sure get to each job site. For the time being, however, we hope this will help you to begin your preparations.

Roofing:

Each participant should have:

a hammer
a nail apron
a pencil

Each site should have:

25 ft. tape measure (4)
chalk line (2-4)
chalk refill (1 gal.)
24 ft. extension ladder
(preferably fiberglass, duty rated over 250 lbs.)
circular saw (1)
(with sharp, carbide blade)
heavy duty extension cord (100 ft.)
caulk gun (1)
garden forks/flat shovels (6-8)
antibacterial wipes/disinfectant

**Please note that Ocoee Outreach can provide you with these items if you are not able to bring them with you. When groups bring them it helps spread our equipment around to all sites in the course of a week*

It would be helpful for each site to have:

slap staplers
extra staples
framing square
drill w/bits (incl. Screwdriver bits)
roofing crayons



I'd rather be a hammer than a nail.

Restore . Renew . Reach

Painting:

Each participant should have:

safety glasses
paint brush or roller

Each site should have:

**Please note that Ocoee Outreach can provide you with these items if you are not able to bring them with you. When groups bring them it helps spread our equipment around to all sites in the course of a week*

hammers (2-3)
tape measure (1-2)
caulk guns (6)
circular saw (1)
(with sharp, carbide blade suitable for siding)
heavy duty extension cord (100 ft.)
more brushes than participants
(assorted sizes from 4 in. to trim)
rollers and pans (6-8)
paint scrapers (8-10)
putty knives (3-4)
24 ft. extension ladder (2)
8 ft. step ladders (5)
6 ft. step ladders (5)
roller extensions 12-15 ft. (2)
roller extensions 6-8 ft. (4)
antibacterial wipes/disinfectant

Items which may be helpful:

painters mitt (for wrought iron)
framing square



When in doubt, caulk it.

Restore . Renew . Reach

General Carpentry/Wheelchair Ramps:

Each participant should have:

- safety glasses
- hammer
- nail apron
- Pencil
- Work gloves

Each site should have:

- 4 ft. level
- several tape measures
- masonry twine
- circular saw w/sharp carbide blade
(suitable for cutting Masonite & pressure treated lumber)
- heavy duty extension cord
- framing square
- socket set (suitable for inserting lag screws, bolting deck and ramp components, etc.)
- drill with assortment of bits
- antibacterial wipes/disinfectant

Additional items which might be helpful (depending on the task):

- reciprocating saw
- inexpensive line level
- speed square
- post hole diggers
- shovel(s)
- miter saw



Measure twice. Cut once.

Restore . Renew . Reach

On-site leadership

With a little organization, each work/ministry site will run smoothly. Recruit & enlist leadership responsibilities to participants in the following areas for each one of your ministry sites:

- “Grew Chief”** (individual w/some construction experience that can lead and guide your team thru the construction work/repairs on your ministry site ... or in the case of a BYBC can lead & guide your team thru a daily schedule)
- “Chaplain Charley”** (individual responsible for making sure spiritual encouragement takes place with the family and neighbors, leads the other group members in sharing their faith and praying with families/individuals, has a Bible ready to leave w/family, etc..)
- “Luey Lunch Bucket”** (individual responsible for distributing lunch and liquid refreshment that will be provided during the work project)
- “Tool Guy/Girl”** (individual responsible for seeing that tools/equipment are gathered and cleaned each day)
- “Mr./Mrs. Safety”** (individual responsible for safety on site)
- “Pack Animal”** (individual responsible for packing up equipment each day)
- “Doc With A Box”** (individual to administer Band-Aids, sunscreen, etc.)
- “Video Villain”**
OR
“Kodak King” (individual responsible for documenting mission work)

Broadening your leadership base will build ownership and efficiency for your team. Include youth and adult participants! Have fun! Be creative!



Restore . Renew . Reach

FUNDRAISING IDEAS

Week of restaurant fasting - Designate a week for church members to save the money they would spend eating at sit-down and fast food restaurants and donate it to your international missions project. Promote the "Week of restaurant fasting" through church media outlets including bulletin and pulpit announcements. Provide pledge cards for members to fill out and place in offering plates. At the end of the fasting week, have a church-wide potluck dinner. At this meal, collect the proceeds from members and announce the accumulated amount.

Pie auction and pie-eating fellowship - Church members of all ages bring pies to a church function. Each pie is auctioned to the highest bidder. If there is only one pie of a favorite flavor, the price can get quite high. After the pies are auctioned, people tend to share, creating a great social event. One church raised from \$50 - \$250 a pie. The auction money goes toward your international missions project.

Christmas child-care service — Help eliminate holiday stress and motivate giving by organizing a Christmas child-care program either within your church or in volunteers' homes. Parents may drop off their children at the designated place and go Christmas shopping. In larger churches, this may be most effective as an eight-hour-a-day service. Provide a schedule for parents (distributed as a flyer in the church bulletin) of when and where this will happen. Provide a contact number for parents to call to sign up and register for a fee. It is up to volunteers to determine how many children they can keep, how long, and how many times. You may wish to provide Christmas videos or other holiday activities to help volunteers entertain children during the time their parents are gone.

Free car wash - You charge nothing! Students collect sponsors for every car washed. If each student collects \$1 per car in sponsors and there are 30 students, you make \$30 per car! One least successful free car wash raised \$2,400. Guarantee that you will not wash any more than GO cars. You can also give every driver a flyer describing your church services and programs.

Valentine's Day flowers to go - Take orders from men (and some women) for six long-stem red and white carnations and a box of candy. Package the flowers with greens and ribbon (purchased in bulk from a local greenhouse) in a clear plastic container and deliver them on Valentine's Day for a cost of about \$15 - \$20. With 10 students and 10 orders each, you could gross \$1,500 - \$2,000 less expenses (about half).

Christmas tree sales - Cut and deliver or sell in a parking lot.

Christmas gift wrap - With permission, set up a booth at a local mall to wrap presents for Christmas shoppers.

Pick your 'a-thon'! - Have a walk-a-thon, bike-a-thon, or trike-a-thon for church members. Let participants know that the money they raise will go toward your international missions project. Get sponsors to pledge money.

Tour de (name of town) - Name your bike-a-thon to represent your hometown. Pledges pay for each mile ridden.

Rocking-chair marathon - Participants form teams. Each team is assigned one rocking chair. The team must keep its chair rocking at all times, except when trading "rockers." Participants enlist pledges for each hour that their team rocks. Show missions videos and provide people-group information so participants can learn about missions and pray for unreached people while they rock.

Bowl-a-thon - Rent some lanes at a bowling alley for the evening or whole night. Get people to sponsor you for every frame, or strike, you bowl.

Bible-a-thon - The students will bring the New International Translation of the Bible and read out loud with the group. They will be given a 10-minute break on the hour and a 30-minute lunch break. Not only will you be helping the students raise their airfare; you will also be helping them spiritually.

Swim-a-thon - Rent a swimming pool and have students get sponsors for every lap they swim.

Skate-a-thon - Whether you like to ice skate, roller skate or inline skate, this can be a lot of fun. Find a facility where you can turn up the music and enjoy yourselves. Have refreshments available for those on the go. Get people to sponsor you for every hour you skate without stopping (except for bathroom breaks and one 5-minute break every 30 minutes).

Bike-a-thon - Great event for a nice day. Choose a route for biking and measure the distance. Get people to sponsor you for every mile/kilometer you travel in a specified time period.

Karaoke night - Find someone in your church that has karaoke equipment to donate its use for a special karaoke night. Ask interested performers to make reservations with you and pay a fee. Promote the karaoke night through church media outlets. Provide refreshments for which the audience may pay as well. The winner (voted by the audience) could receive a gag gift. Because karaoke is popular among young people, youth or young adults might choose to begin having a karaoke night once a month to invite their friends who otherwise might not attend church.

Family game night - Set aside a night for families to meet at the church to play board games. Encourage families to bring board games for all ages to share with others. While admission is free, sell snacks for a reasonable price, with proceeds going to your mission project.

The money jar - Have a family "missions" money jar that gets fed all year. Into this jar goes any money that is found in the washing machine after clothes are washed; found under sofa cushions or rugs while the house is cleaned; found in the car; found in odd places such as sidewalks, in the backs of drawers, etc.

Fridays

Fall In Love With Southeast Tennessee Day

Fridays are mainly set aside as the reward day or fun day for groups to unwind and fall in love with Southeast Tennessee. The only thing we ask is that your group would be flexible enough on Friday morning to return to a home repair site to help finish and clean-up if needed. Our goal is to finish on Thursday afternoon but occasionally we have fallen behind because of inclement weather during the week. About 80% of the time groups are able to finish on Thursday afternoon. If you do need to return to the site on Friday, we will have you off the site by 11:30am. so that you can enjoy the rest of your Friday. Please let us know in advance if your group would like to take lunch with you on Friday wherever you go. We will prepare it and give it to you in boxes on Thursday Evening at our Celebration Banquet.

What each church group does on Friday is up to the discretion of each church group leader. You know your group better than we do so we have listed in the back of this manual in the appendices some possible options for you. It will be up to you to make all the arrangements prior to your trip. Most of our church groups choose to go Whitewater rafting on the beautiful Ocoee River. There are many great possibilities and some beautiful places to see in our region so we hope you enjoy God's beautiful creation.

For those Whitewater Rafting on Friday!!!

We have found that Outland Expeditions (1-800-827-1442) is very good with church groups and less expensive than most of the others at \$27 - \$30 a person (make sure you mention that you are with Ocoee Outreach and that Randy Bonner referred you to them to get the special rate.) The last few pages of the planning guide lists several outfitters if you want to call around.



AREA ATTRACTIONS

Cleveland/Ocoee Area

Arcade Bounce

Located in Cleveland, TN. offering group outings that include Arcade Games / Prizes / Paintball / Laser Tag and an Arcade Pizza Restaurant. Groups are our specialty.

Information: 1-(423)-336-1113 Website: www.arcadebounce.com & www.arcadepaintball.net

Cherokee National Forest

With 625,000 acres of unspoiled natural beauty, the Cherokee National Forest offers numerous exciting and relaxing recreational opportunities. Among many activities enjoyed by thousands each year are camping, hiking, picnicking, hunting, fishing, swimming and boating on Parkville Lake. The Forest's Scenic Byway, the first scenic byway designated in the nation, winds along Parkville Lake, the Ocoee River, mountaintops overlooking the Chilhowie recreational area and more breathtaking scenes.

Information: 1-423-338-5201

Cherokee Scenic Loop Tour

Guiding visitors along the area's scenic and historic attractions, the Cherokee Scenic Loop Tour maps out a daylong trip beginning and ending in Cleveland. Stops along the route include Red Clay State Historic Area, the Ocoee River, Bald River Falls and the Reliance Historic District.

Information: 1-423-472-6587

Horn's Creek Cabin & Lodge

Surrounded by the Cherokee National Forest, Horn's Creek Cabins and Lodge, a family owned and operated establishment, is the ideal place to stay for the outdoor enthusiast. Whether it's hiking, horseback riding, bicycling, swimming, canoeing, paint ball, volleyball, basketball or the low & high ropes course, it can all be done on the 220 acre premises.

Information: 1-800-864-2856/423-338-9575

Red Clay Historical Park

The last of the council grounds of the Cherokee Nation before their removal along the tragic "Trail of Tears" are located here. A Cherokee farm and council house of the period have been reconstructed to offer visitors a glimpse of how the area might have looked 150 years ago. The sacred council spring produces over 400,000 gallons of sapphire-blue water a day, providing the area's long-ago residents with fresh spring water. An interpretive center houses a theater, exhibits and artifacts. Recreational facilities include a 500-seat amphitheater, a picnic pavilion, picnic area with grills and tables, and a two-mile loop trail with a beautiful limestone overlook tower.

Information: 1-423-478-0339

Whitewater Rafting

1. *The Ocoee River, site for the whitewater racing events at the 1996 Olympic Games, is one of the most popular whitewater runs in the country. A dam-controlled river, the Ocoee can be run Thursday through Monday all summer and on weekends during the spring and fall. Regardless of when you go, the exciting 4 1/2 mile trip offers big waves (class III & IV rapids) and constant action as it thunders through the Cherokee National Forest.*

There are over 20 Ocoee River Outfitters that provide Whitewater Rafting Trips. A list of these is attached at the back of the manual.

2. *For a less challenging, but fun-filled, day on the river, consider rafting or tubing the Hiwassee River. The Hiwassee River is the first designated State Scenic River in Tennessee. A 23-mile river section, from Tennessee-North Carolina state line to U.S. Hwy. 411 north of Benton, TN has been declared a Class III partially developed river. This river offers a wide variety of outdoor recreational opportunities such as canoeing, fishing, hiking and nature photography.*

Whitewater Information: 1-800-868-7238
Arrowhead Outfitting: 1-423-338-5352
Webb Bros.: 1-423-338-2373

Chattanooga Area (approx. 30 min. away)

Chattanooga Visitors Information 1-800-322-3344

Battles for Chattanooga Museum

The perfect starting point for a tour of the area's Civil War battle sites. Using a three-dimensional electronic battle map, the museum will familiarize you with Chattanooga's "Battle Above the Clouds", Sherman's assault on Missionary Ridge, Orchard Knob, Brown's Ferry and the day-to-day life and experiences of a soldier during the time of the battles, in 1863.

Information: 1-423-821-2812

Chattanooga Choo Choo Hotel

Chattanooga's Terminal Station, the hub of activity during the early 1900's, still greets guests in grand style. This unique 30-acre vacation complex boasts 315 guest rooms, 48 sleeping parlors aboard authentic railcars, and 40,000 square feet of function space. Dine at either the Frothy Monkey or Stir. Both restaurants are local favorites. Enjoy an antique trolley ride, indoor and outdoor pools, a Model Railroad Museum, and 12 unique retail shops. A stroll through the formal rose gardens, complete with fountains and seasonal outdoor entertainment, is a must. Ride the free downtown shuttle to the Tennessee Aquarium, IMAX Theater, Warehouse Row, and other area attractions.

Information: 1-800-872-2529

Chattanooga Lookouts

Experience baseball the way it was meant to be enjoyed at AT&T Field. It is the home of the minor league Chattanooga Lookouts which is a Double A team of the Los Angeles Dodgers and a charter member of the Southern League, the Lookouts have been in existence since 1889.

General admission is very affordable at \$4 for adults and \$2 for kids and seniors.

AT&T Field: 423-267-4849

Chattanooga Outdoor Adventure

Brand new to Chattanooga! Sea Kayaking adventures on the Tennessee River. Hourly, half day, full day and overnight trips for the entire family. Enjoy a physical, outdoor experience starting in downtown Chattanooga. Fully-guided or self-guided trips available.

Information: 1-423-510-8285

Chattanooga Riverboat Co. "Southern Belle"

Enjoy a variety of cruises on the 500-passenger "Southern Belle" departing from Ross's Landing across from the Tennessee Aquarium. Call for information on sightseeing, breakfast, lunch and dinner cruises.

Information: 1-800-766-2784

Chickamauga/Chattanooga National Military Park

This is America's first and largest Military Park, dedicated to commemorate Civil War soldiers from both the North and South. At Point Park you too can stand on the bluff where General Ulysses S. Grant stood. Look down on the location where the famous "Battle Above the Clouds" took place (1863).

Hamilton Place Mall

Tennessee's largest shopping and dining experience! Tennessee's largest mall welcomes you with all the services, restaurants and fine shopping you'd want all in one location.....and that's just on the inside. On the Hamilton Place Complex you'll find eight more movies theaters, 14 more theme restaurants, 3 shopping centers, auto and travel

Information: 1-423-894-7177

Lake Winnepesaukah Amusement Park

Hearken back to the days of the small, family, regional amusement parks. Dare to ride the breath-taking Cannon Ball roller coaster, tour the park on the C.P. Huntington train or make a splash on the paddle boats, or the Pipeline Plunge! Over 30 rides plus games, arcade, gift shops, picnic areas, catering service and more. Fun and excitement for all ages!

Information: 1-706-866-5681

Lookout Mountain Incline Railway

Billed as “America’s Most Amazing Mile”, the Lookout Mountain Incline Railway is the worlds steepest passenger railway with a breathtaking 72.7% grade of the track near the top. Designated as both a National Historic Site and National Historic Mechanical Engineering Landmark, the Incline is an exciting trip to the top of scenic Lookout Mountain.

Information: 1-423-821-4224

Rock City Gardens

Located high atop Lookout Mountain, this fun-filled, natural attraction is a must for any visitor to Chattanooga. Featuring unique rock formations and lush gardens, Rock City is best known for the legendary view of seven states from Lover’s Leap.

The delightful Fairyland Caverns and Mother Goose Village complete your tour and have been a favorite for generations. There are restaurants, gift shops, a Christmas Shop, a Fudge Kitchen and a whole lot more!

Information: 1-706-820-2531

Ruby Falls

Ruby Falls is several extraordinary adventures rolled into one. The 145 foot flowing waterfall is located over 1100 feet inside Lookout Mountain. Lookout Mountain Caverns, adorned with beautiful calcite formations, is a National Landmark and has been named to the National Register of Historic Places.

Information: 1-423-821-2544

Tennessee Aquarium & IMAX 3D Theater

*Visit the Tennessee Aquarium on the Chattanooga Riverfront and see why it was rated one of the top aquariums in the country by TripAdvisor. Take a remarkable journey from a cove forest high in the Appalachian mountains to a coral reef in the blue depths of the Gulf of Mexico. Along the way, see thousands of animals and three living forests . . . exploring life above and below the water's surface. **The Tennessee Aquarium's River Journey and Ocean Journey** buildings are home to a richly diverse collection of animals including sharks, seahorses, free-flying songbirds, cold-climate penguins, river otters, alligators, turtles, snakes, frogs and a host of amazing invertebrates.*

Information: 1-800-262-0695

Website: www.tnaqua.org

Tennessee Valley Railroad

TVR is the largest operating historic railroad in the South. Much of the railroad follows the original right-of-way of the East Tennessee & Georgia Railroad, which was a vital supply link first to the Confederacy and then to the Union, as the tide of the war shifted at Chattanooga in November, 1863. Spend a couple of hours enjoying the Golden Age of Railroad. Enjoy what Tennessee Valley Railroad has built - ride the train, see the audiovisual show, browse through exhibits, tour the repair shop, enjoy the dining room and explore the gift shops ---all in a setting that reflects an America of 60 years ago.

Information: 1-423-894-8028

Sweetwater, TN (approx. 40 min.)

Lost Sea

Discover the Lost Sea, a unique natural wonder which is listed as “America’s Largest Underground Lake” in the Guinness Book of World Records. Cavern tours include a glass-bottom boat ride across the incredible lake where giant rainbow trout surface to greet each tour group. Lost Sea has been designated a Registered Natural Landmark by the U.S. Department of the Interior.

- Information: 1-423-337-6616 Website: www.thelostsea.com

Gatlinburg/Pigeon Forge (approx. 2 hours)

attractions too numerous to list, below are some of the more popular:

Visitors Information:	1-800-568-4748
<i>Anakeesta</i>	1-865-325-2400
<i>Christus Gardens</i>	1-423-436-5155
<i>Dollywood</i>	1-800-365-5996
<i>Gatlinburg Aerial Tramway</i>	1-423-436-5423
<i>Gatlinburg Fun Mountain</i>	1-423-430-3777
<i>Gatlinburg’s Musical Passion Play</i>	1-423-430-3777
<i>Gatlinburg Sky Lift</i>	1-423-436-4307
<i>Guinness World Records Museum</i>	1-423-436-9100
<i>Ober Gatlinburg</i>	1-423-436-5423
<i>Rafting in the Smokies</i>	1-800-PRO-RAFT
<i>Ripley’s Believe It or Not</i>	1-423-436-5096
<i>Ripley’s Motion Master Movie Theater</i>	1-423-436-9763

Atlanta, GA (2 hours)

Atlanta Braves

Have a great time watching America’s team.

Group Sales: 1-404-577-9100

Six Flags Amusement Park Over Georgia

Group Sales: 1-770-739-3430

Underground Atlanta

Day and night, Underground showcases the diverse culture of a growing city. It’s Atlanta’s town square. A favorite place for festivals and events. And an important retail center, with more than 120 shops, nightclubs, services, and restaurants covering parts of six city blocks.

Underground Atlanta Management Office: 1-404-523-2311

Ocoee River Outfitters

Ace Ocoee Adventures
1-423-401-9464
www.bentonrafting.com

Cherokee Rafting
1-800-451-7238
www.cherokeecrafting.com

Cripple Creek Expeditions
1-800-338-7238
www.adventuresunlimited.net

Eagle Adventure Company
1-800-288-3245
www.eagleadventures.com

Endless River Adventures
1-800-224-7238
www.endlessriveradventures.com

High Country Adventures
1-800-233-8594
www.highcountryoutfitters.com

Nantahala Outdoor Center
1-800-232-7238
www.noc.com

Ocoee Adventure Center
1-888-723-8622
www.ocoeeadventurecenter.co

Ocoee Inn Rafting
1-800-272-7238
www.ocoeeinn.com

Ocoee Outdoors
1-800-533-7767
www.ocoee-outdoors.com

Ocoee Rafting, LLC
1-800-251-4800
www.ocoerafting.com

Ocoee River Rats
1-866-846-RATS
www.ocoeeriverrats.com



The outfitters listed above are all members of the Ocoee River Outfitters Association. Each outfitter operates under a license from the Tennessee Valley Authority and is regulated by the Tennessee Department of Environment and Conservation.

Outland Adventure
1-800-627-7636
www.raft.com

Outland Expeditions
1-800-827-1442
www.outlandexpeditions.com

Quest Expeditions
1-800-277-4537
www.questexpeditions.com

Rafting, Inc.
1-800-238-2317

Rafting in the Smokies
1-800-776-7238
www.raftinginthesmokies.com

Rolling Thunder River Co.
1-800-408-RAFT
www.rollingthunderriverco.com

Southeastern Expeditions
1-800-868-7238
www.southmternexpeditions.com

Sunburst Adventures
1-800-247-8388
www.sunburstrafting.com

Big Frog Expeditions
1-877-776-2633
www.ocoeriver.biz

Whitewater Express
1-800-676-7238
www.whitewaterexpress.com

Whitewater Tennessee
1-800-533-7767
www.ocoee-outdoors.com

Wildwater LTD.
1-800-451-9972
www.wildwaterrafting.com

Expectations for Participants

The staff of **Ocoee Outreach** is excited and happy to have your group as a part of ministry here in Southeast Tennessee this summer. Along with partnering in ministry comes both joy and awesome responsibility for every student & adult participant. Please keep in mind that through your actions and attitude you will be representatives of **Ocoee Outreach/CrossNet Baptist Network**, your home church, and more importantly - Jesus Christ. Remember that your conduct will be observed and measured against the teachings of Christ by folks in the community.

Always

- Work to the best of my ability.** I will serve in a manner that would be pleasing to Christ and my fellow Christians. I will have a positive, encouraging attitude, and I will not whine! (Prov. 15:15)
- Keep myself healthy.** I agree not to use or bring tobacco or vaping products, alcoholic beverages, illegal drugs or anything else illegal or dangerous to myself or others such as knives, fireworks, or firearms.
- Follow the mission trip schedule.** I understand that any schedule changes must be made by or approved by the mission trip leader or host. In respect to others and in order to receive sufficient rest, I will respect the lights out time each night.
- Be a Team Player.** I will do my best to work together with my mission team, treating my leaders/chaperones, the Ocoee Outreach staff, and fellow mission team members with respect and care. I will be fluid, kind, and patient even when things do not go my way (Rom. 13:1-7, Prov. 14:29)
- Stay in the designated mission trip areas.** I agree to stay with my group at all times. I understand that I cannot leave the ministry site or lodging area without permission of my group leader. Note: Girls should not be in the designated boys rooms, nor should boys be in the designated girls rooms.
- Respect the privacy of others and the “hands off policy”.** I understand that the possessions of others must not be tampered with or taken. I expect others to grant the same measure of respect to my privacy and possessions. This means I will keep my hands off other people’s stuff... including their luggage, beds, property and bodies. Yes, that means no PDA’s.
- Maintain a clean environment.** I will do my best to keep all areas of the hotel, church, ministry sites or other places that we may work in clean. I will respect the property and grounds that we will be serving for the week. I understand that any property I damage will be my personal responsibility.
- Be aware of my witness 24 hours a day.** I understand my attitude at restaurants, at my lodging, or during free time is just as important as when I am “doing my mission assignment.” I will serve with this maxim in mind: Do no harm to my witness or the Savior. I will be ready to share my faith with people I might meet. (Eph. 6:7)
- Wear my ID badge** to all ministry locations so that I am identified with Ocoee Outreach in the community (ID badges will be given out to team members upon arrival in Cleveland, TN.)

Dress *These guidelines are not meant to punish you, but to prevent distractions so that we are able to focus on the real reason we are all here: Jesus.*

- Dress should be consistent with ministry. The top garment **MUST** meet or exceed the bottom garment: no midriffs, halter tops, low-cut tops, sports bras; spaghetti-straps, short shorts, short skirts; Please no tight shirts, pants/shorts.
- Please no sagging pants and no writing on the buttocks of clothing.
- Please no t-shirts or other garments with offensive material as determined by the Ocoee Outreach staff and your church’s adult leaders.
- On the worksite long pants are recommended for roof sites, sleeved shirts, and closed toed shoes are a **MUST**
- We ask that guys keep their shirts on at all ministry sites.

At The Hotel

- Linen will be changed every other day.
- No dunking, chicken fights or rough horse play during free time at the Hotel pool.
- No pool furniture in the pool and please do not go in the pool with work clothes on or cut offs (swimming attire only).
- No one in the pool after 10pm. at which time everyone should be heading to their rooms.
- Use your own beach towel at the pool.
- Do not leave your hotel room or any other areas around the Hotel a mess.
- Be considerate of the other guests staying at the Hotel as well as the Hotel Staff. Remember you are a witness at the Hotel (you might want to consider leaving encouragement notes for Hotel Staff).



Adult Expectations

Expectations for Adults

We have all types of church groups that God sends us. Whenever youth groups come to Ocoee Outreach, we praise God for adults who are willing to take time off work to glorify God in missions! Your love for students is evident - and we look forward to partnering with you on the mission field, ministering alongside students and showing them an attitude of servant leadership.

Always

- ❑ **Stay in an attitude of prayer.** As you notice physical and spiritual needs of the students, be willing to help meet those needs.
- ❑ **Be an encourager!** Encourage other leaders when they are down, and always look to encourage ALL the students! Schedules may change: it may rain or events may change, but be fluid and willing to make the best of all situations.
- ❑ **Be an equipper.** Don't do the work yourself. We teach students, and let them have the opportunity to serve and learn how to work on homes or to work with children. If we do all the work, we rob them of the opportunity to grow.
- ❑ **Have FUN!** Relax, enjoy, joke, get tired, and enjoy God!
- ❑ **Watch for safety concerns** that might arise, notify your crew chief or the Ocoee Outreach Construction Supervisor and take action if students are in immediate danger.
- ❑ **Be proactive in preventing problems.** However, don't pre-judge a student by condemning them for past actions. We are to accept and love each student equally. If your child is attending this mission, it is always best to allow your child some distance: and always best to allow other adults to hold your child accountable.
- ❑ **Maintain a clean environment.** I will do my best to keep all areas of the hotel, church, ministry sites or other places that we may work in clean. I will respect the property and grounds that we will be serving for the week. I understand that any property I damage will be my personal responsibility.
- ❑ **Be willing to get to know NEW students.** They want to know that we love them, and need to know who we are. Some students are not as outgoing as others. Let's love them too!
- ❑ **Be willing to follow!** Respect all leadership! If disagreements arise, always follow Biblical rules for clarification! 1) private meeting w/that person 2) take a partner 3) further action

While in Rooms

- ❑ Don't sleep or lay in a bed with any student, unless it is your own child.
- ❑ Don't allow guys and girls in rooms of the opposite sex. Adults should abide by same rules.
- ❑ Make sure your group of students is ALL accounted for at curfew. Never allow students to leave after curfew, unless it is an extreme situation, then an adult should accompany them.
- ❑ Keep your belongs secured. Students have been known to "borrow things" permanently.
- ❑ Adults are expected to stay with the students from their churches at all times providing adequate supervision.
- ❑ Help students take good care of the rooms, property and equipment at the Hotel, Church and ministry sites.

While at meetings, worship times, daily Bible studies...

- ❑ **SHOW UP!** These times are as important for adults as they are students! Of course, students are watching our every move! Let us set an example, let's worship, let's participate in the daily Bible study on site and the 2 X 4's.
- ❑ Let us provide leadership by being on time for meetings, meals, departing to ministry sites, and making sure your students are on time. During worship and Bible study time scatter throughout the setting and sit with students.

Please remember, adults should abide by the same guidelines for students and all participants listed under "Expectations for Participants."

OCOEE OUTREACH TEAM MEMBER COVENANT

This covenant is for all Ocoee Outreach Staff members. This covenant is also what each volunteer that comes to Ocoee Outreach from every church will agree with the Lord on.

“...Go and make disciples of all the nations, baptizing them in the name of the Father and the Son and the Holy Spirit. Teach these new disciples to obey all the commands I have given you” (Matthew 28:19-20, NLT)

As a member of our mission team, you will have a special opportunity to fulfill the Great Commission in a variety of ways: through going, praying, reaching and serving. To be a member of our mission team carries special responsibilities and expectations, as listed below:

A Summer Missionary must...

- Be a maturing follower of Jesus Christ
- Be an active and supportive church member
- Be a supportive team player and work toward building genuine biblical community amongst our team
- Be a person committed to fervent prayer for the people group we will serve, the missionaries with whom we will partner and the other members of our team
- Attend and participate faithfully in team preparation and training meetings
- Be responsible by turning in paperwork on time, showing up on time, and always staying in communication regarding the schedule and any issues that come up.
- Guard the health of the team and the mission experience by limiting behaviors that are either culturally insensitive, divisive, or call into question the integrity of our Christian witness, including (but not limited to) the use of alcohol or tobacco, or inappropriate sexual behavior.
- Be willing to avoid exclusive or romantic relationships with other team members, locals, or ministry staff
- Be prepared this summer to engage in major effort, long days of ministry, lots of walking, learning and respecting others, forgoing the comforts of home, possible excessive heat and working alongside other volunteers & staff from Ocoee Outreach.
- Be willing to comply with and support decisions made by our team leadership, our missionaries, the Ocoee Outreach staff and other ministry leaders with whom we partner.

I agree to the above, and I covenant to faithfully serve as a member of the Ocoee Outreach mission team in accordance with the heart and passion of Jesus Christ and His church.

Participant Name

Date

Participant Signature

Parent or Guardian Signature (for students under 18)

Bring original and one copy of this form to registration

Ocoee Outreach Medical/ Photo and Video Permission and Release Form

Church/Group Name _____ Leader/sponsor's Name _____

Participant's Name _____ Social Security # _____-_____-____

Address _____ City _____ St _____ Zip _____

Date of Birth ____/____/____ Age _____ School Grade _____

Parent/Guardian (if under age 18) _____ Social Security # _____-_____-____

Home phone (____) _____-____-____ Work (____) _____-____-____ Cell (____) _____-____-____

Health Information

Health Insurance Co. _____ Group/Policy # _____

Family Physician _____ Phone (____) _____-____-____

Medications: _____

Dosage/Frequency/Side Effects: _____

Allergies: _____

Symptoms: _____ Antidote _____

Date of Last Tetanus Shot: _____

Other Information/Medical Conditions: _____

AUTHORIZATION FOR TREATMENT/RELEASE OF ALL CLAIMS

I, the undersigned, do for myself (or for and on behalf of my child under 18 years of age) give permission for an attending physician or hospital to administer medical care if deemed necessary by the Ocoee Outreach Staff and the physician or hospital staff during the Ocoee Outreach Project. I, the undersigned, do for myself (or for and on behalf of my child under 18 years of age) hereby release from all claims and forever hold harmless the directors, officers, employees and agents of Ocoee Outreach and the CrossNet Baptist Network from any and all claims and demands for personal injury, sickness, and death, as well as property damage and expenses, of any nature incurred by myself (or my child under 18 years of age). I also assume personal responsibility for all medical bills (for myself or my child under 18 years of age). Further, should it be necessary for me or my child to return home due to disciplinary action, for medical reasons, or otherwise, I hereby assume responsibility for all transportation costs. I hereby give Ocoee Outreach the absolute, unconditional, and irrevocable right and permission to use my name and Participant's name and to use, reproduce, edit, exhibit, project, display, copyright, and publish, photographic images and/or moving pictures and/or videotaped images of me and/or Participant, with or without voice, in which I and/or Participant are included, in whole or in part, photographed, taped, videotaped, and/or recorded prior to, during, and/or after the Ocoee Outreach Project. I hereby give Ocoee Outreach permission to contact me via mail, email or phone about the latest news and info. Ocoee Outreach will not sell email addresses to third parties. If I am 18 years old or older, I authorize my church or Ocoee Outreach to conduct a background check.

PLEASE COMPLETE AND SIGN BELOW - Parent/Custodial Signatures Required for Participants Under 18 Years of Age Only

Participant Signature _____ Date _____

Father/Custodial Parent Signature _____ Phone _____ Date _____


Mother/Custodial Parent Signature _____ Phone _____ Date _____

NOTARY PUBLIC - Participants Under 18 Years of Age Only

On this date the person(s) who are signed above personally appeared before me, being personally known by me, and in my presence executed this authorization and release form. Witness my hand and official seal this date _____

Notary Public

My commission Expires: _____



Ocoee Outreach
2707 North Ocoee St
Cleveland, TN. 37312

Child Protection Policy and Procedure

18 years and older

Name _____

Address _____

Phone No. _____

State of Birth: _____

Date of Birth: _____

Social Security Number: _____

Driver's License Number: _____

Signature _____ Date: _____

PLEASE READ THE FOLLOWING CAREFULLY BEFORE SIGNING BELOW:

I expressly authorize Ocoee Outreach to make such investigations as it deems necessary in its sole discretion regarding any criminal charges which may have been brought against me and any charges which may have been brought against me for child abuse or attempted sexual molestation of a minor. I hereby release any person or agency furnishing such information as well as the directors, staff, board and employees of Ocoee Outreach and CrossNet Baptist Network from any and all liability. I also understand that by signing this application I am authorizing Ocoee Outreach to conduct this background check.

Phone: 423-476-5493
Fax: 423-339-3782
Email:randy@ocoeeoutreach.org

Packing List

- Personals:**
- work clothes (The top garment MUST meet or exceed the bottom**
- garment: no midriffs, nor halter tops, sports bras; spaghetti-strap tank tops, short shorts, or t-shirts promoting beer, tobacco, or anything inappropriate)**
- work boots or tennis shoes**
- hat**
- sunglasses**
- sunscreen**
- bug repellent**
- shampoo, soap, deodorant, toothbrush/toothpaste, etc.**
- comfortable clothes for traveling and free time**
- comfortable shoes for walking and walking and walking and walking...**
- swimsuit (no bikinis or French cut swimsuits for girls please) and beach towel**
- alarm clock**
- Bible**
- See *"The Job Specific Tool list for Tools for Your Ocoee Outreach Experience"***



Restore . Renew . Reach

SAFETY ON THE WORK SITE

The following is a list of safety precautions and concerns for construction personnel to utilize on the work site. This list is not exhaustive. It is intended to foster safety awareness and to maintain the trust that people have in *Ocoee Outreach*. Help us keep high standards at the work project.

LADDER SAFETY

- 1 **Make sure that all ladders you use are in good condition.** Inspect each one for bends, cracks, and splits. Make sure all hinges, locks, guides, and leveling devices are functional. Check rivets, bolts, and welds for looseness, rust, or cracks.
- 2 **Check each ladder for its capacity rating** and instruct your crew on its limits. This is especially important in carrying materials up to the roof.
- 3 **Make sure your crew knows how to properly position a ladder.** Use a proper angle from the base of the ladder to the wall (1/4 the length of the ladder). Clear the area around the ladder. Avoid electrical hazards such as power lines. Make sure the ladder is properly leveled. Tie off at the top any ladder that will be used to get on a roof, and make sure the ladder extends at least three feet above the roof edge.
- 4 **Teach your crew the proper use of a ladder.** Make sure the job is within reach (no leaning out). Climb down off the ladder before moving it! Use both hands while climbing.
- 5 **Some don'ts:** Don't stand on the top step; don't lean a step ladder against a wall; don't have more than one person at a time on the same ladder; don't use a ladder horizontally; and don't place a ladder vertically on scaffolding.
- 6 **Organize a "ladder buddy" system.** Make sure each person using a ladder for work has a partner to help stabilize the ladder and watch for hazards.

POWER TOOLS

- 1 **Inspect all power tools for safety before using.** Make sure all guards and safety mechanisms are in place and functional. Check power cords for cracks and exposed wires. Make sure blades on saws are secure.
- 2 **Require each person using a power tool to wear eye protection.** This is essential!
- 3 **Make sure that any youth and inexperienced users are closely supervised when using a power tool.**
- 4 **Make sure individuals are trained on the use of power tools at the work site before allowing them to use the tools.**
- 5 **Do not allow horseplay of any type with power tools.** Encourage crew members to adopt a proper respect for the safe use of tools on the work site.

ROOFING

- 1 **Check the roof for structural soundness before beginning work.** Test for weak spots and point them out to the crew. Be cautious in estimating the weight the roof will hold and limit access accordingly.
- 2 **Be aware of electrical hazards on or near the roof.** Look for power, telephone, and other lines that may pose a risk. Take steps to safeguard the crew from these elements.
- 3 **Evaluate the overall safety of your roofing situation.** If you feel that the roof at your work site poses

too great a risk for safe work (too great a pitch, too high off the ground, etc.), please discuss this with your supervisor immediately.

PAINTING

- 1 **Encourage the use of safety goggles when scraping.** Encourage the use of safety goggles when painting overhead.
- 2 **Limit the use of paint thinners and solvents to tools and not clothing.** Make sure the crew understands the safe use of clean-up chemicals at the work site.

INSPECTION

- 1 **If a building inspector is available, ask him to assist you in locating potential hazards and how to avoid them.** Get advice on any situation that could be a potential hazard (such as a weak roof, power lines to the building, or height of the roof from the ground).
- 2 **Use the crew's safety inspector (youth or adult) to assist you in keeping a lookout for trouble.** The safety inspector can assist with such things as the ladder buddy system and proper use of tools.

HEAT

- 1 **Make sure everyone on the crew is drinking adequate (LARGE) amounts of water when summer heat and humidity are present.** Make sure there is enough ice and water for the crew to take frequent water breaks. Discourage the heavy use of carbonated drinks (but not at the risk of drinking no fluids).
- 2 **Insist on sunscreen and adequate clothing to protect from sunburn and overexposure.** Rotate crew members on hot roofs and unshaded areas of work with other crew members in shaded areas.
- 3 **Watch crew members carefully for signs of dehydration and heat exhaustion.** Get medical help immediately if symptoms cannot be treated with rest in a cool area and drinking lots of water.



Map of Cleveland, TN



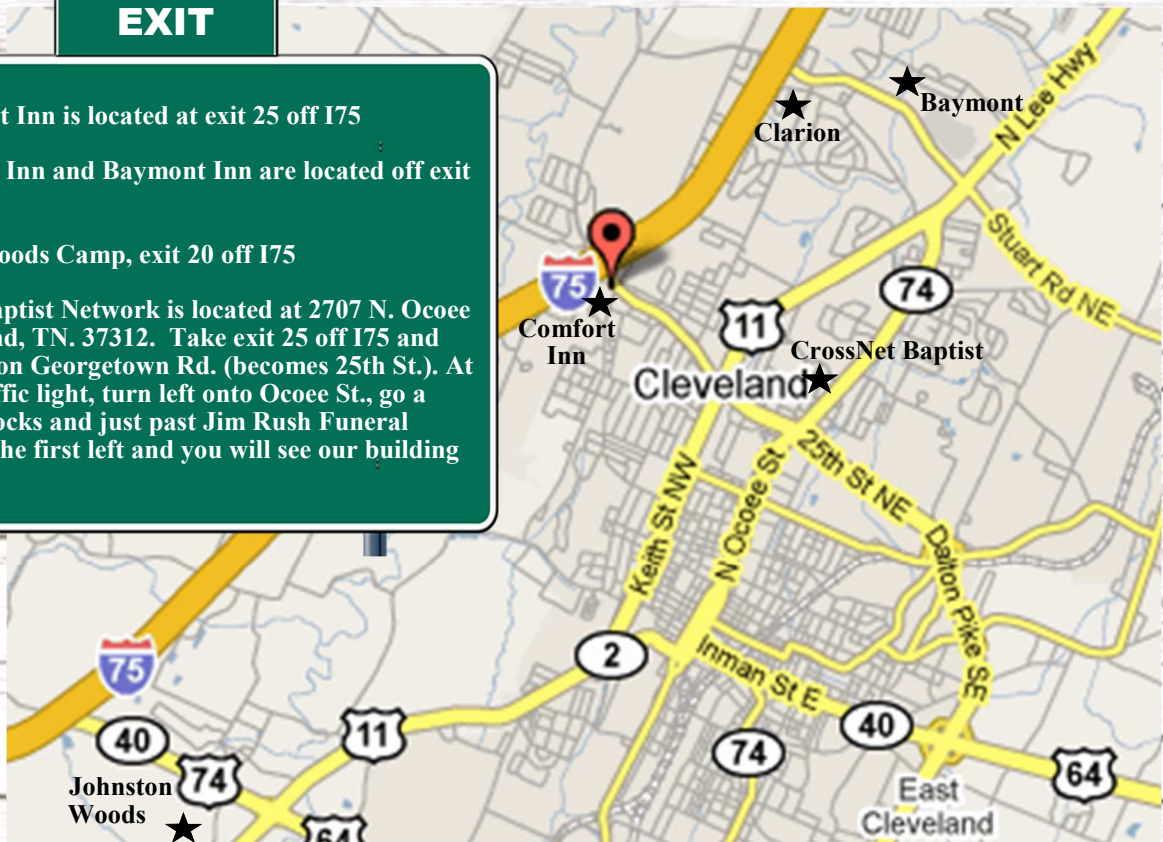
EXIT

The Comfort Inn is located at exit 25 off I75

The Clarion Inn and Baymont Inn are located off exit 27 off I75

Johnston Woods Camp, exit 20 off I75

CrossNet Baptist Network is located at 2707 N. Ocoee St., Cleveland, TN. 37312. Take exit 25 off I75 and head South on Georgetown Rd. (becomes 25th St.). At the fifth traffic light, turn left onto Ocoee St., go a couple of blocks and just past Jim Rush Funeral Home take the first left and you will see our building on the right.



Emergency Contact Numbers

Monday-Thursday, 8:00 AM - 5:00 PM

Weekends and Evenings

Ocoee Outreach

CrossNet Baptist Network
2707 N. Ocoee St.
Cleveland, TN 37312
(423) 476-5493

Randy Bonner
Ocoee Outreach Director
(423)240-8620 Cell

Restore . Renew . Reach

Covenant Relationship

This is a covenant relationship between *Ocoee Outreach* and _____ (name of church) as we partner in a short-term volunteer mission endeavor. Please present this before the congregation, complete the necessary portions of the covenant and send this to Ocoee Outreach by Feb. 20, 2022.

Ocoee Outreach is a community ministry that provides free home repair to low-income home owners living in Southeast Tennessee. Through the restoration of houses, we believe we can accomplish the greater restoration of hearts and homes now and for eternity. Our desire is to spread the love and good news of Jesus Christ to all we cross paths with.

It is the Mission of Ocoee Outreach to share the Love of Christ with others by restoring homes, renewing hope, and reaching hearts.

Ocoee Outreach is a missions ministry of the CrossNet Baptist Network working in conjunction with the Tennessee Baptist Mission Board and the North American Mission Board.

On _____ (date), the Church body of _____ (name of Church) officially endorsed and affirmed a summer partnership with Ocoee Outreach. The church or a group within the church will participate in a missions project the week of _____, 2022.

The church agrees to the following key elements of the Covenant Relationship.

Resource

- Promote the recruitment & enlistment of mission team participants
 - Help the mission team members gather materials and items
 - Be a financial support to the mission team participants

Strengthen

- Pray for the partnership developing with Ocoee Outreach, Pray for the Ocoee Outreach Staff, Pray for the church's mission team participants & leaders, Pray for the families & individuals that will be ministered to through all Ocoee Outreach mission projects
 - Provide spiritual nourishment to mission team members. Study & application of the Word of God in the lives of each mission team participant will enable the mission experience to be successful & meaningful
 - Equip mission team participants in sharing their faith

Encourage

- Have a time of commissioning for the mission team participants prior to departure
- Have a time of reporting & celebration with the mission team upon their return

Signed _____ Date _____
(Church Pastor)

Signed _____ Date _____
(Mission Team Leader)

Restore . Renew . Reach

2022 Ocoee Outreach ROSTER Form

2707 N. Ocoee St., Cleveland, TN 37312; 423.476.5493, fax 423.339.3782

Arrival Date: _____ Departure Date: _____

Church:	Group Leader:	Lodging Plan:
Church Name: Address: Phone: Fax:	Name: Position: Cell Phone: E-Mail: <i>(if different from church info. please include the following)</i> Address:	Plan A: <input type="checkbox"/> or Plan B: <input type="checkbox"/> If Plan A What Hotel:

Please list your group members according to who you want them to room with. Most of the T-shirt sizes we will have available are S,M,L, XL,XXL will be an additional \$1 and XXXL will be an additional \$2.

Female Roster				Male Roster			
Room #	Name	Age	Shirt size	Room #	Name	Age	Shirt size
1				6			
1				6			
1				6			
1				6			
2				7			
2				7			
2				7			
2				7			
3				8			
3				8			
3				8			
3				8			
4				9			
4				9			
4				9			
4				9			
5				10			
5				10			
5				10			
5				10			

How to Host an EVANGELISTIC BLOCK PARTY

An **evangelistic block party** is a fun event sponsored by the church(es) to reach the community with the gospel of Jesus Christ. The block party is designed to catch the attention of the residents in a community by appealing to their interests, tastes, and curiosity. The key to a successful evangelistic block party is to **BE INTENTIONAL!**

Our Goal at Ocoee Outreach is to match your group up with a partnering church in the (or close to the) neighborhood that your block party will be held to assist you and to provide follow-up. We will connect you with the Pastor or church leaders.



HOW DO YOU MAKE IT HAPPEN?

Prayer - a block party is God-sized task, it provides focus, builds unity and taps into God's power.

Placement - people should work according to their giftedness, talents, and interests.

Preparation - advance preparation and training are essential to an effective block party.

- A. **PUBLICITY** - Ocoee Outreach will make flyers for you that are attractive and give all the pertinent information. We will need information from you concerning activities and special features of your block party. Your team will need to hand out flyers and invite people that live in the neighborhoods around the block party location the night before your block party. Street banners and jumbo on-site signs are a big plus. It would be good for you to develop a **publicity team** to make or obtain Banners and signs (Ocoee Outreach does not provide signs & banners). We will also advertise through our area churches and community centers.
- B. **SITE LAYOUT** - The block party should be noticeable to the neighborhood. Use loud and appealing Christian music (Ocoee Outreach will obtain sound permits) and the aroma of food should heighten the desire to join the fun. You will want to be strategic as you position your featured activities and stage area for good visibility. The Pre-project Weekend. will give you an idea of how you can chart things out plus we can assist you with some ideas. You will want to have an area where your **registration team** registers guests and gives free food tickets (cards can be used for giveaways and for follow-up (Ocoee Outreach will provide registration cards and food tickets).
- ◆ **Things to consider bringing;** garbage bags, ice chests, variety of drinks and water, a power source (will be available in most cases), long extension cords, a portable sound system, chairs and tables, food, grill - if cooking hotdogs, cups/paper products/etc., canopies, door prizes, pens & pencils, first aid type station.
- C. **EVANGELISM** - develop an **evangelism team** to see that personal evangelism is done effectively. The evangelism team should include individuals whose sole responsibility is to conduct a one-on-one approach to evangelism at the block party. They can also serve as an immediate follow-up team to any decisions that might be made during or at the conclusion of a testimony or gospel presentation. **What we've seen work best is when the person leading the prayer/invitation time instructs everyone to pray with him in a guided prayer time to trust Christ as their Lord & Savior and indicate they are making a decision for Christ by raising their hand (do this during the prayer time). Your evangelism team members who should be ready to go, need to stand beside anyone with an upraised hand for immediate follow-up and to further explain and pray with them and to get a decision card filled out. The key is you going to them and not expecting them to come to you or to go forward at the Block Party setting.** Ocoee Outreach will provide the witnessing bracelet tools and decision cards for your team to use, but feel free to bring any witnessing tools of your own. Even though we provide each team member with a Bible to giveaway to someone else during their mission experience with us you might want to bring additional Bibles to give out during the block party.

D. **ACTIVITIES** - your options are as endless as your imagination and the resourcefulness of your team. You will benefit by developing an **Activities Team** to plan any of the following or more creative activities they might come up with.

- Face Painting
- Free Back Packs (school)
- Free Clothes/Free Yard Sale
- Praise Band/live music
- Evangelistic testimonies
- Clowns
- Games & Crafts
- Inflatables
- Puppets
- Gospel Presentation
- Health Checks
- Snow Cones, Popcorn
- Helium Balloons/Balloon Animals
- **Door prizes/Grand Prize**
- **Free Food**

Door Prizes - Collect door prizes from church members and businesses around your town. Bring enough prizes to add excitement without overdoing it. Award prizes to block party guests. The intention is to make a good impression on those who do not regularly attend church. Types of door prizes could include toys, bikes, books, Christian music cds, craft items, Walmart gift cards, back to school backpacks, children's videos, dvd player....use your creativity and imagination.

Grand Prize - To provide an incentive for the crowd to hear the gospel presentation from the main stage event.

1. Winner must be present.
2. Drawing should be conducted after the gospel presentation.
3. The prize should attract attention and create excitement.
4. The grand prize could be a child's bike or a portable cd player or gift cards.

Food Team - you will want to have some of your team members responsible for deciding what food and drinks to provide, along with the set-up, the preparation, and the distribution of the food and drinks.

Evangelistic Stage Events - Use a stage area with music, drama, or puppets. Entertainment should be of good quality with the tastes of the audience in mind. This does not need to be a long program (you will find that you can easily lose the crowd if you do not keep things moving and intentional). Mix in a personal testimony or two including the plan of salvation. In most of our block party locations we can share the gospel but are not permitted to have a traditional altar call. What has worked best in the past is at the decision time for the speaker to lead the prayer time and have those that are making decisions raise their hands. The **evangelistic team** should then be prepared to go and stand by those who indicated a decision so that as soon as the prayer is finished they can go into a one-on-one follow up. It is very important to have decision cards filled out on everyone making a decision or requesting prayer & follow-up.



Sample Schedule

- 6pm.** Everyone setting up
- 6:40pm.** Ready to go w/events happening at the same time (food, games, crafts, activities, music, etc.)
- 7:45pm.** A few small door prizes, Faith Story/Gospel Presentation
- 8:00pm.** Door prizes & Grand prize
- 8:15pm.** Finish all activities/games
- 8:35pm.** Everyone clean-up

Music, free food, giveaways & alot of excitement will draw them in!



Restore . Renew . Reach

Ocoee Outreach **2 x 4** Evangelism Strategy

Ocoee Outreach is a Missions Organization of the CrossNet Baptist Network that allows students from Southern Baptist Churches around the Country the opportunity to reach people for Jesus Christ through need oriented ministries. The primary tool that is used to make a difference in the lives of people who desperately need a glimpse of hope is home repair. This opens the door for evangelism to take place. It is our desire and priority to see the lives of those in our community changed now and for eternity. It is also our desire to equip and encourage students who come through Ocoee Outreach to share their faith and become soul winners. This summer approx. 1,300 young people and adults from over 50 churches from everywhere from Texas and Oklahoma to Virginia and all the way down to Florida will embark on a week long mission trip with us between June and July. The concept of 2 x 4 comes from a familiar construction term for a board (2 by 4) and sending out four people in two teams of 2 at a given time while on a home repair or ministry site to witness to others in the surrounding area. It also comes from the example we see in God's Word where Paul would take Barnabas with him, and after a while Barnabas would take Mark and Paul would take Silas and then Timothy and so on ... giving us a great picture of true mentoring through multiplication.

The Southeast section of Cleveland, Tennessee is a densely populated area that ranks among one of our nation's most impoverished areas. This is our main mission field.

Goal: To equip and encourage all students and adults from the participating churches this summer in personal witnessing.

Action Plan: To train our summer missionary staff in equipping students from the Churches that participate with Ocoee Outreach in personal witnessing. The training of the summer missionary staff will take place prior to the first week of summer missions work. The primary evangelism tools that will be used in the 2 x 4 witnessing plan will be the Evangecube and the witnessing bracelet (similar to Power Band). Ideas will be provided to make witnessing simpler and more natural.

Action Plan: The summer missionary staff will equip students and adults from each participating church with Ocoee Outreach at the start of their mission week during our orientation and training time (Sunday Evening) in the 2 x 4 personal witnessing plan.

Action Plan: During the celebration service on each Thursday evening, challenge and commission students to become missionaries back home on their campus, with their friends and with their family.

Goal: For personal witnessing to take place at every home repair & ministry site and surrounding neighborhoods this summer resulting in many coming to know Jesus Christ as personal Lord and Savior.

Action Plan: Each day send out students/adults along with summer missionary staff in two teams of two (2 x 4) around the neighborhood of each home repair site to witness to the people of the community. This will usually be Monday through Thursday of each week.

Action Plan: Through the course of a week's mission project at a home repair site, students and summer missionary staff will personally witness to each family member of the home that is being repaired.

Action Plan: At the conclusion of each week, the summer missionary staff will provide records of decisions made for Christ with churches in the neighborhood areas for follow-up to take place.

Restore . Renew . Reach

What the Bracelet reminds You

CLEAR - God created everything out of nothing. *"All things were made by Him; and without Him was not anything made."* (John 3 KJV)

DARK - We all do things that are wrong to God, we sin. *"For all have sinned and come short of the glory of God."* (Romans 3:23 KJV)

RED - God loves us and sent Jesus to take the punishment for our sins. *"But God demonstrated His love for us in this: While we were still sinners, Christ died for us."* (Romans 5:8 NIV)

WHITE - Jesus forgives you and cleans you. *"But if we confess our sins, he will forgive our sins, because we can trust God to do what is right. He will cleanse us from all the wrongs we have done."* (1 John 1:9 NCV)

BLUE - Jesus wants you to be recognized with him through Baptism. *"If people are ashamed of me and my teachings, then the Son of Man will be ashamed of them when he comes in his glory and with the glory of the Father and the holy angels".* (Luke 9:26 NCV)

GREEN—You will grow in your faith and obedience through prayer, Bible Study, and worship. *"If you continue in My word, then you are truly disciple of Mine; and you will know the truth, and the truth will make you free."* (John 3:31-32 NASB)

YELLOW/GOLD - You will have the riches of eternal life. *"God has given us eternal life, and this life is in His Son. He who has the Son has life; he who does not have the Son of God does not have life."* (1 John 5:11-12 NIV)

If you believe and accept these truths, you can pray the following prayer to God.

Dear God,

I know that Jesus is Your Son, and that He died on the cross and was raised from the dead. I know that I have sinned and need you forgiveness. I am willing to turn from my sins and receive Jesus as my Savior and Lord. Thank you for saving me. In Jesus' name. Amen.

Be sure to tell others about your decision and find a church to attend regularly.

What the Bracelet reminds You

CLEAR - God created everything out of nothing. *"All things were made by Him; and without Him was not anything made."* (John 3 KJV)

DARK - We all do things that are wrong to God, we sin. *"For all have sinned and come short of the glory of God."* (Romans 3:23 KJV)

RED - God loves us and sent Jesus to take the punishment for our sins. *"But God demonstrated His love for us in this: While we were still sinners, Christ died for us."* (Romans 5:8 NIV)

WHITE - Jesus forgives you and cleans you. *"But if we confess our sins, he will forgive our sins, because we can trust God to do what is right. He will cleanse us from all the wrongs we have done."* (1 John 1:9 NCV)

BLUE - Jesus wants you to be recognized with him through Baptism. *"If people are ashamed of me and my teachings, then the Son of Man will be ashamed of them when he comes in his glory and with the glory of the Father and the holy angels".* (Luke 9:26 NCV)

GREEN—You will grow in your faith and obedience through prayer, Bible Study, and worship. *"If you continue in My word, then you are truly disciple of Mine; and you will know the truth, and the truth will make you free."* (John 3:31-32 NASB)

YELLOW/GOLD - You will have the riches of eternal life. *"God has given us eternal life, and this life is in His Son. He who has the Son has life; he who does not have the Son of God does not have life."* (1 John 5:11-12 NIV)

If you believe and accept these truths, you can pray the following prayer to God.

Dear God,

I know that Jesus is Your Son, and that He died on the cross and was raised from the dead. I know that I have sinned and need you forgiveness. I am willing to turn from my sins and receive Jesus as my Savior and Lord. Thank you for saving me. In Jesus' name. Amen.

Be sure to tell others about your decision and find a church to attend regularly.

Pre-Trip Team Prep/ Study Sessions

We ask each Church Group coming to Ocoee Outreach to go through a 3 week preparation & equipping study in advance. Without good leadership and preparation, your mission trip will not be a success.

The following 3 sessions have been created to help your team and your leadership be prepared for their mission trip:

1. Discovery Meeting. (overview of Ocoee Outreach and our spiritual theme).
2. How to Share Your Story (evangelism training)
3. Prayerwalking

session 1:

“Restore-Renew-Reach”

(A DISCOVERY MEETING)

Objective

To inspire, inform and enlist participants for the Ocoee Outreach mission trip.

Materials Needed

- Bible
- Ocoee Outreach Planning Guide
- Ocoee Outreach promotional DVD
- DVD player or laptop
- Video projector or TV
- Light refreshments
- Sign-up sheet for all attendees
- “Participant Expectations” (see pp. 28-29)
- “Team Member Covenant” (see pg. 30)
- “Medical, Photo Permission & Release Form” (pg. 31
- Enough small boxes (shoeboxes, empty tissue boxes, or gift boxes will work) for the group
- Two small bells

Key scriptures

John 10:10

OVERVIEW

This all-important first meeting regarding your mission trip is where you have the chance to “set the hook,” to use a fishing metaphor. Here is where you cast the vision to capture the hearts and minds of your students for their involvement in this project. In a Discovery Meeting it is also vital that you present important information to give interested students, adults, and family members an opportunity to make a good decision about participating. Your overview of the project should include the dates, expected cost, ministry objectives, how many you expect to take, requirements, deadlines and information about any fundraising activities you plan to use. This meeting will also give you the opportunity to introduce the theme for your Ocoee Outreach 2022, “RESTORE - RENEW - REACH”. Part 1 will focus on a Discipleship Session to lead your folks through, Part 2 is a basic orientation session about Ocoee Outreach and your mission trip.

ADVANCE PREPARATION

1. Read through the Ocoee Outreach Planning Guide and have this with you at the meeting. You may also want to be familiar with our website at ocoeoutreach.org where you will find the planning guide and other resources.
2. Play the Ocoee Outreach promotional video ahead of time. The video is about five minutes long and is downloadable at our website at ocoeoutreach.org if you have trouble with the DVD.
3. Prepare light snacks if possible.
4. Secure enough small boxes to pass out to each person. Secure two small bells.
5. Print enough copies of “Participant Expectations”, “Team Member Covenant” and “Medical, Photo Permission & Release Form” so each person receives one copy.
6. Work through the questions below in “Leading the session” and provide as much information as possible in your answers. You will be given more information for particular ministry sites before or during the Pre-Project Zoom Weekend on April 29-30.
7. Personally invite key students and adult leaders to this meeting. Make general announcements to all adults and to all students.
8. Discover potential ministries teams your group will want to establish (see pp.10-12 in the Planning Guide).
9. Set deadlines for important dates such as sign up deadline, deposit due, final payment due, dates for pre-project study sessions, fund raising events, etc.). Be ready to give these dates to adults at the meeting.

“The thief comes only to steal and kill and destroy. I came that they may have life and have it abundantly.”

(John 10:10, ESV)

Restore . Renew . Reach

Session 1 : LEADING THE DISCIPLESHIP SESSION

Restore - Renew - Reach Large Group Talk

Kick-off Logistics:

This is the kick-off for your groups mission trip experience. You will be helping to set the stage for the mission trip theme w/Ocoee Outreach.

Here are some things to consider featuring and talking about:

1. Play the Ocoee Outreach 5 minute promo dvd. Our theme this year is taken from our Mission Statement - TO RESTORE HOMES AND REWEW HOPE FOR THOSE LIVING IN NEED & TO REACH HEARTS WITH THE GOSPEL.
2. Tell students/adults why your church or ministry is doing a mission trip like this. Cast the vision for why it's important and why the church values them.
3. Let students/adults know what they can expect from this week. For example: a chance to worship God, learn more about following Christ, help a family in need by working on their and many other opportunities to serve, have some fun and eat really good food, get some quality time with friends, get to know people from their church better, have ministry leaders invest in them.
4. Let everyone know what is expected of them. For example: coming to all the pre-sessions, being honest, being a team player, all the items mention on the participant expectation form on page 30.

Leading into the Bible Study Portion of the session - remember...

- **Do** Stick to the **bible story**.
- **Do** only talk 30%, and let your group talk 70%
- **Do** let the Holy Spirit work, rather than looking for right answers
- **Don't** chase "rabbits" (subjects which are appealing, but off the topic)
- **Be sure** to provide positive comments to anyone who shares

Pray as you begin the Bible Study portion of the session (or ask someone to pray) for The Holy Spirit to teach us.

1) In your own words retell the following **True Story of Hope from God's Word**

Jesus forgives and heals a paralyzed man *Mark 2:1-12 (NKJV)*

2 A few days later, when Jesus again entered Capernaum, the people heard that he had come home. ²They gathered in such large numbers that there was no room left, not even outside the door, and he preached the word to them.

³Some men came, bringing to him a paralyzed man, carried by four of them. ⁴Since they could not get him to Jesus because of the crowd, they made an opening in the roof above Jesus by digging through it and then lowered the mat the man was lying on. ⁵When Jesus saw their faith, he said to the paralyzed man, "Son, your sins are forgiven."

⁶Now some teachers of the law were sitting there, thinking to themselves, ⁷"Why does this fellow talk like that? He's blaspheming! Who can forgive sins but God alone?"

⁸Immediately Jesus knew in his spirit that this was what they were thinking in their hearts, and he said to them, "Why are you thinking these things? ⁹Which is easier: to say to this paralyzed man, 'Your sins are forgiven,' or to say, 'Get up, take your mat and walk'?" ¹⁰But I want you to know that the Son of Man has authority on earth to forgive sins." So he said to the man, ¹¹"I tell you, get up, take your mat and go home." ¹²He got up, took his mat and walked out in full view of them all. This amazed everyone and they praised God, saying, "We have never seen anything like this!"

- 2) Prompt someone ahead of time, at this point to read the Story from Mark 2:1-12 directly from God's Word that you just retold
- 3) Have everyone partner up in groups of two and give them a few minutes to try to retell the story to each other without reading it

They have now heard this same story of hope 3 or 4 times and are more likely to remember it and be able to better discuss it and be able to retell to someone they encounter

Now, getting into the Story...continued on next page...

Session 1 - "Restore - Renew - Reach" ... continued

Large Group Talk

Ask the following questions: *(remember: encourage ALL participation and answers)*

- 1. What does this story say about Jesus?**
- 2. What does this story say about the paralyzed man? What does this story say about the Teachers of the Law? What does this story say about the four friends that brought their friend to Jesus? What does this say about the crowd?**
- 3. What are the sins to avoid in this story? What are the promises to claim in this story?**
- 4. Where do you see restoration take place? Where do you see hope being renewed? Who was reached - who's lives were changed (refer to vs. 12 again if needed)**
- 5. What are the examples to follow in this story?**
- 6. Who do you identify with in this story? Why?**

Final portion of the Bible Study

- Get in groups of 2-3
- Ask the question "Do you know anybody who is far from God", possibly somebody in your family or the neighborhood or a friend you know—and have them share this in their small group. Ask, would you be willing to share this story of hope with someone this week before our next mission trip training session?
- BE SPECIFIC - Share personally in your small group what you will do this week because of this story.
- PRAY in your small groups for each other as you prepare for your mission trip. Pray for that person you might have mentioned that is far from God. Pray for one another to succeed at what they said they would do as a result of this story.

....Rest of Session 1 continued on next page...

Finishing Session 1...

What are the mission trip dates?

- Share the mission trip dates from the planning guide for your week with us. Remember that these dates do not include travel days to and from the site.

Where are we going and what will we be doing?

- Use information from the planning guide to discuss the possible ministry teams your group might want to consider (i.e. roofing team, paint team, wheelchair ramp team, BYBC team, etc...). Also, talk about possible optional ministry night opportunities for your team to consider for Monday & Tuesday nights (pg. 13 of the planning guide)
- Talk about Fridays & what we call “Fall in Love w/Southeast Tennessee Day” (pp. 20-26) to see what the group might want to do together to unwind and enjoy the area.

Where will we be staying?

- Plan A groups will stay at one of our partnering hotels in Cleveland and plan B groups will stay at a local church (see pg. 5)

How much will it cost?

- Display the Ocoee Outreach project cost. The cost covers all construction materials, lodging & buffet breakfast at the hotel for plan A participants, lunch Monday thru Friday, dinner Monday - Thursday and much more (see pg. 4 of the planning guide).
- Add the estimated cost if you need to include travel costs and fun day activity such as Whitewater Rafting.

What preparations will have to be made?

- Participate in fund raising (if applicable).
- Complete the pre-project study as a group and attend training meetings.
- Any other requirements you might want to add...

Team member covenant & medical, photo permission & release form, & background check form

- Hand out copies of “Ocoee Outreach Team Member Covenant.” Explain that this covenant outlines the basic responsibilities and commitments required for a person to participate in this mission trip. The covenant can be tweaked for your group, but please check with the Ocoee Outreach Director before omitting anything. Also hand out copies of participant expectations and the medical, photo permission & release form that we need on all participants. If you need Ocoee Outreach to do your background checks on those 18 and above, handout copies of the form to be completed and signed. If you are doing your own background checks, this would be a good time to hand out your background check form.

Where do I go from here?

- Discuss the following issues:
 - > Initial sign up deadline
 - > Deposit & forms due date
 - > Final payment due date

Closing the meeting in Prayer

- Finish the meeting with a reminder of upcoming Mission Trip Mtgs./Pre-project Sessions they need to attend. Close in prayer, asking God to strongly lead those He wants to be part of this Ocoee Outreach mission trip.

SESSION 2: HOW TO SHARE YOUR FAITH (3 Circles Evangelism Training)

OVERVIEW: The goal of this session is to equip each mission team in sharing the Gospel through everyday conversations. One study indicates that Americans average 27 conversations a day. These often surface struggles or issues which invite us to offer a reason for the hope we have (1 Pet 3:15).

The 3 Circles is more than a simple gospel presentation, it's an interactive tool for:

- guiding a conversation to include the gospel
- telling God's story within your own story
- inviting a response
- training new believers to do the same.

Advanced Preparation for the Leader:

1) We highly recommend you read the book, Turning Everyday Conversations into Gospel Conversations by Jimmy Scroggins and Steve Wright. The material in the training is drawn from this book and trainees are assigned chapters from the book to reinforce the onsite training. You may choose to order them for the trainees or encourage them to get their own copy. Books can be ordered online at LifeWay.com.

2. Download the 3 Circles: Life Conversation Guide app. The North American Mission Board has turned the 3 Circles into an app which is available on both iTunes App Store and Google Play. Simply search for "3 Circles."

Materials Needed:

- ▶▶ TV/Computer
- ▶▶ White board/Poster pad and markers
- ▶▶ Make copies of the Video Session Listening Guide for each trainee (pg. 52)
- ▶▶ You might want to invest in the 3 Circles Training Kit – Trainee Guide for leader and Life Conversation Guides for each trainee
- ▶▶ Napkins (We use napkins to show people that the 3 Circles is a great tool to use and often everyday conversations take place over meals. If you don't have paper, use the napkin!)
- ▶▶ Pens

Introductions (10 mins.)

Introduce yourself to your group and tell them about one of your greatest fears—like flying, spiders, snakes or roller coasters. Ask the participants to do the same. If you have a large group, break into smaller groups of 8-10 to share.

Training Video (10 mins.)

Play the Training Video from NAMB's lifeonmissionbook.com website or the training video provided in the 3 circles app. Session Listening Guide – Ask trainees to fill in the blanks as they watch the video. Copies of the Listening Guide on provided on pg. 52.

- ▶▶ We want every resident of your community to have repeated opportunities to hear and respond to the gospel.
- ▶▶ We have to get serious about reaching people who are far from God.
- ▶▶ We have to get serious about prayer and the power of the Holy Spirit.
- ▶▶ We have to get serious about having more gospel conversations.
- ▶▶ We're going to train you to use the 3 Circles to turn everyday conversations into gospel conversations.
- ▶▶ We're going to train you and help you get reps.

Session 2 ...cont...

Class Training Reps (20/30 mins.)

Assignment 1: The video ends with an overview of the 3 Circles and a challenge to trainees to practice. You can hand out napkins or half sheets of paper for practice. Depending on your time, have people practice in the following ways:

- ▶▶ Pair off and take turns presenting the 3 Circles to a partner.
- ▶▶ Find someone they do not know and take turns presenting the 3 Circles to that person.
- ▶▶ Ask for a volunteer to present the 3 Circles to the entire class.

Assignment 2: Have trainees download the 3 Circles app by searching “3 Circles” on the iTunes App Store or Google Play.

Assign Personal Training Reps (10/15 mins.)

Assignment 1: Practice the 3 Circles with someone three times this week. Encourage trainees to practice with a family member or friend—a Christian or a non-Christian. A great way to start a conversation is to say, “I’m taking a class at church and I wondered if I could practice what I’m learning with you?”

Give your trainees your cell phone number and ask them to text you their gospel conversation stories immediately. As the leader, send group texts to all the trainees encouraging them with the stories you are receiving. Use social media #3Circles to help build momentum.

Assignment 2: Focused prayer is going to be a key component in your training. God is reconciling the world to Himself (2 Cor. 5:19). Jesus said people only come to Him if the Father draws them (John 6:44). He says that we can ask for anything in His name, and He will do it (John 14:14). We know that praying for people’s salvation is in His will because the Bible says that He doesn’t want anyone to perish (2 Pet. 3:9). It’s His work, and we have to trust Him to do it. Prayer aligns our hearts with God’s heart for the lost. It reminds us that we must do God’s work in God’s way.

Have each person take time to write down the names of four people they know who have yet to repent and believe the gospel. The four people are: a family member, a friend, a neighbor or co-worker, and that one person who they would say will “never” repent and believe. This is the person who is the most far from God (FFG) who they know! For example, Saul of Tarsus—a Pharisee and persecutor of early Christians—would have been on someone’s prayer list as an FFG person. Yet God knew that Saul would become Paul and he would one day spearhead the movement that took the gospel to 8 million people in two years (Acts 19:10). Ask trainees to pray daily for **????**

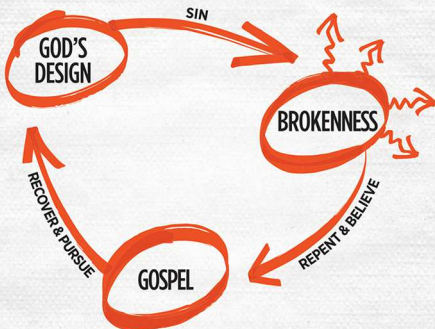
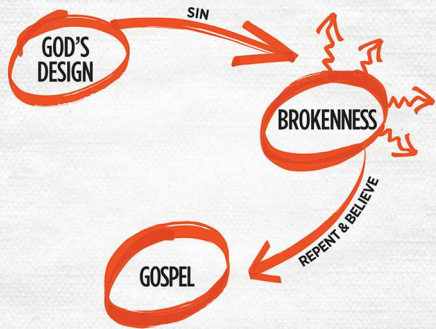

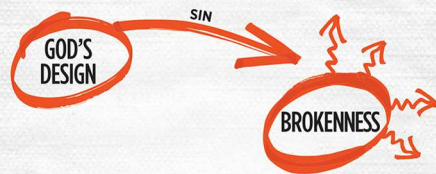

The 3 Circles Outline

Life Conversation Guide

How many times, in everyday conversations, do people engage you about their problems or challenges?

It's amazing how often people share their heartaches regarding their marriages, children, finances, addictions, depression — you name it. People are hurting, and they need hope.

This conversation guide will help you turn conversations about problems into conversations about Jesus.



What Should I Do?

Now that you have heard this Good News, God wants you to respond to Him. You can talk to Him using words like these:

My life is broken — I recognize it's because of my sin. I need You.

I believe Christ came to live, die and was raised from the dead — to rescue me from my sin.

Forgive me. I turn from my selfish ways and put my trust in You.

I know that Jesus is Lord of all, and I will follow Him.

The Bible says:

*"If you confess with your mouth, 'Jesus is Lord,' and believe in your heart that 'God raised Him from the dead,' you will be saved" (Romans 10:9).
"For everyone who calls on the name of the Lord will be saved" (Romans 10:13).*

Restore . Renew . Reach

3 Circles Video Session Listening Guide

- ▶▶ We want every _____ of your community to have _____ opportunities to hear and _____ to the gospel.
- ▶▶ We have to get serious about reaching people _____.
- ▶▶ We have to get serious about _____ and the _____ of the Holy Spirit.
- ▶▶ We have to get serious about having more _____.
- ▶▶ We're going to train you to use the 3 Circles to turn _____ conversations into _____ conversations.
- ▶▶ We're going to train you and help you get _____.

3 Circles Video Session Listening Guide

- ▶▶ We want every _____ of your community to have _____ opportunities to hear and _____ to the gospel.
- ▶▶ We have to get serious about reaching people _____.
- ▶▶ We have to get serious about _____ and the _____ of the Holy Spirit.
- ▶▶ We have to get serious about having more _____.
- ▶▶ We're going to train you to use the 3 Circles to turn _____ conversations into _____ conversations.
- ▶▶ We're going to train you and help you get _____.

3 Circles Video Session Listening Guide

- ▶▶ We want every _____ of your community to have _____ opportunities to hear and _____ to the gospel.
- ▶▶ We have to get serious about reaching people _____.
- ▶▶ We have to get serious about _____ and the _____ of the Holy Spirit.
- ▶▶ We have to get serious about having more _____.
- ▶▶ We're going to train you to use the 3 Circles to turn _____ conversations into _____ conversations.
- ▶▶ We're going to train you and help you get _____.

3 Circles Video Session Listening Guide

- ▶▶ We want every _____ of your community to have _____ opportunities to hear and _____ to the gospel.
- ▶▶ We have to get serious about reaching people _____.
- ▶▶ We have to get serious about _____ and the _____ of the Holy Spirit.
- ▶▶ We have to get serious about having more _____.
- ▶▶ We're going to train you to use the 3 Circles to turn _____ conversations into _____ conversations.
- ▶▶ We're going to train you and help you get _____.

SESSION 3: PRAYERWALKING

OBJECTIVE: To help participants understand...

- What prayerwalking is
- Why believers should prayerwalk
- Strategies and activities for prayerwalking

MATERIALS NEEDED:

- 2 white boards or 2 large pieces of poster paper for the Graffiti Wall activity •
- Markers
- Copies of the Prayerwalking Prompt cards (printed front and back pages 58 & 59)
- Copies of "Packing My Spiritual Suitcase" on pg. 57

KEY SCRIPTURE PASSAGE: 2 CORINTHIANS 4:5

OVERVIEW

Prayerwalking is real ministry with "boots on the ground." It is praying on-site with insight. The purpose of prayerwalking is to seek God's guidance, mercy and transforming power for the community in which we pray and for ourselves as God's servants in the community.

Most likely your participants will engage in prayerwalking as part of their mission project. This session will lead your group to practice prayerwalking in three stages: your church facility; your community and a different area of the city. Prayerwalk training will enrich your team's time on the mission field as you prayerwalk your project sites and local communities.

ADVANCE PREPARATION: •

- Prepare for the Graffiti Wall activity:
- Prepare and place a white board or piece of poster board in opposite sides of the room so students can write on them. o Label one board with the question, "What is prayerwalking?" and the second "Why prayerwalk?"
- Make copies of the prayerwalking card and the Scripture card (see below). Print front and back so participants have only one card to carry as they prayerwalk.
- In addition to this classroom activity; plan two other prayerwalking opportunities. These could immediately follow your session or be later dates. First, plan a prayerwalk of a neighborhood near your church. Second, organize a prayerwalk in another area of your city, preferably one that is recognized as a place that has great needs.

Session 3 - STEPS FOR LEADING THE SESSION:

1. Lead the Graffiti Wall activity:
 - a. As participants enter, direct them to write their responses to the questions you have written on the white boards.
 - b. Say: "Prayerwalking is being God's eyes to see and pray for specific needs any place we go. On this mission trip, it means being God's eyes and prayer warriors in the remote places of the world. As prayerwalkers, we will be the scouting team or the advance guard, scouting out the territory to see where God is working and what the spiritual needs are. As soon as we discover spiritual needs or darkness, we ask God to fill the place and people with His light and salvation."
 - a. Share: "Prayerwalking is not a sideline or spectator activity. It is obedience to God. He commands us to pray! Prayer gets us directly involved in God's work in a place. It challenges the forces of darkness and wickedness. It prepares the way for God to do great things."
 - d. Share John 16:7. Explain that prayerwalking is not a solitary activity, even when you go alone—you travel with the Holy Spirit! Prayerwalking involves praying in the Spirit and allowing the Spirit to direct your thoughts and prayers for the community.
2. Share the prayerwalking story (see pg. 56).
3. Share this list of the "mechanics" of prayerwalking:
 - a. We go out in groups of two.
 - b. Keep your eyes open as you walk. Look for things to pray for.
 - c. Pray conversationally, as if you are simply talking to your partner about what you see, hear and touch.
 - d. Use moments of silence to focus on seeking needs around you.
 - e. Do not be afraid to place hands on places and pray over them.
 - f. Do not be afraid to approach people. Tell them you are praying for God's blessing on the community and ask if there are specific things you can pray for them.
 - g. Distribute the prayerwalking cards (see below) and share how things you see and hear can serve as prompts for prayer. Share also these prayer ideas:
 - i. Pray for God to make Himself known to people. Pray that God creates opportunities for people to consider their spiritual need and to look for answers.
 - ii. Pray for the believers in the area to be compassionate and bold in their witness. Pray also for them to be a light and blessing to others with their lifestyle.
 - iii. Pray for God to overcome the obstacles to the Gospel. There may be evidence of crime, addictions, materialism, isolation, gang activities, and other forms of godliness.
4. Conduct a practice prayerwalk in your church.
 - a. Arrange the group into pairs.
 - b. Set a time limit for the prayerwalk based on the size of the facility. Ask the pairs to meet at a specific location at the end of the time.
 - c. Share these prayer ideas:
 - i. Let places in the church remind you of specific people for whom you can pray. (Ex. Pulpit-pastor, nursery children).
 - ii. Let signs and bulletin boards prompt you to pray for church ministries and activities.

iii. Pray for chairs and rooms to be filled with people seeking the Lord.

iv. Pray for teachers to have godly wisdom and be true to the Word of God. v. Pray over offering plates that the church would use its resources wisely, unselfishly, and according to God's will.

vi. Step outside the building to pray for the church's influence and witness in the community.

d. At the end of the prayerwalk, discuss what participants experienced. Guide them to find an "aha" moment from their prayerwalking activity. Examples of "aha" moments could be:

i. Finding a particular place in the facility that drew them to some special prayer.

ii. Thinking about special people they know who typically meet in a particular room.

iii. Receiving insight from God about how to pray for the pastor and staff in the office areas.

5. Handout copies of the "Packing My Spiritual Suitcase" on pg. 58 and conclude your training w/this activity

6. A good way to end this session is with this quote from a high school student whose mission team was the very first to prayerwalk a distant city: "I feel so privileged to get to do this." Close the session in prayer.

PRAYERWALKING STORY

A few years ago, one of our Ocoee Outreach teams was really wanting to embrace the aspect of being on Mission whenever and wherever their journey w/us took them. They decided to prayerwalk the entire hotel complex at the Mountain View Inn where their group was staying. They divided up into small groups and spread out w/intentionality of being on mission.

As they walked, they were praying for hotel guests, for hotel employees, for future guests and future mission teams. As one of the small groups was prayerwalking a portion of the 2nd floor they heard the voice and sounds a very vocal and frustrated man coming from an open door of one of the hotel rooms.

They were at first startled and alarmed but found themselves being drawn to the door to see what the commotion was all about. Upon looking inside the door, they found an older gentleman sitting at the end of the bed w/the remote control in his hand ... pointing it at the television... pushing multiple buttons... and with some rather coarse language mixed in, yelling at the tv... yelling at the remote... with no results.

As the startled group looked in the doorway, one of the teenagers kindly asked, “can we help you with that?” Back came the reply, “oh yes, please - I can’t figure this dang thing out and I’m just about to throw this remote control through the TV”. They introduced themselves and discovered this gentleman's name was John.

Over the course of the next few minutes they were able to help John figure out how to work the TV and the remote control. As they spoke with and listened to John, they sensed in their spirit that there was more frustration in his life than just figuring out the remote control.

Remembering their call to be on Mission - to help others and to share the hope of Christ, they transitioned the conversation from the remote control to times in real life when we are frustrated with the way things are going and we feel out of control. They asked him, “if God could do a miracle in your life today, what would it be?” John began to open up and share about his health problems, about being alone (he was divorced), about his broken relationship w/his son, and more. In so many words, John was expressing how there was no peace in his life.

As the group was trying to encourage and reach out to John, the door opened for a couple of them to share their own personal stories and eventually the story of hope we have in Jesus Christ. As God moved, one thing led to another and before you knew it, they led John to Jesus Christ. As they prayed with John, a very peaceful countenance and presence came over him.

Isn't it amazing how God could use a small group of students, a prayerwalking experience at a hotel, and a tv remote control to reach someone who was far from God!

PACKING MY "SPIRITUAL SUITCASE"

Determine what items from the list below to take on your mission trip. Which items will help you accomplish the mission God has for you and which ones will hinder your witness? After you choose your items to take, make a list of items you need to "unpack" and an action plan for how you will deal with these issues in your life as you prepare for your mission project.



- Servant
- Whining and complaining
- Love
- Impurity (lustful thoughts, vulgar language, habits of cheating, stealing or lying, etc.)
- Kindness
- Sarcasm
- Daily Bible study and quiet time
- Joy
- Attitude of support for fellow team members
- Gentleness
- "Me firsts" attitude
- Willingness to make physical and emotional sacrifices
- Prayer and intercession for others
- Humility
- Flexibility
- In it for the fun only
- Apathy
- Confidence and trust in God
- Patience
- Desire to be obedient
- Preparation time
- Disrespectfulness toward authority
- Heart for the Lost
- Jealousy
- Self-control

Items I plan to take in my spiritual suitcase:

My "unpack" list of things I will leave at home:

My action plan for dealing with the "unpacked" items from my life:

Ex. Find an accountability, partner to hold me accountable for my use of curse words.

- 1.
- 2.
- 3.
- 4.

PRAYERWALKING PROMPTS CARD: FRONT

PRAYERWALKING PROMPTS

STREET SIGNS — Pray for God's direction in the lives of people in the area.

HOMES — Pray for the residents to have opportunity to hear about the Savior.

GOVERNMENT BUILDINGS - Pray for government officials to lead in godliness. Pray that Christian witness will not be hindered in the community.

SCHOOLS —Pray for these to be places of safety, wisdom, and godly values.

DOORS AND GATES —Pray for God to open doors for believers to share Christ with people.

CHILDREN — Pray for their families and for a godly upbringing.

PRAYERWALKING PROMPTS

STREET SIGNS — Pray for God's direction in the lives of people in the area.

HOMES — Pray for the residents to have opportunity to hear about the Savior.

GOVERNMENT BUILDINGS - Pray for government officials to lead in godliness. Pray that Christian witness will not be hindered in the community.

SCHOOLS —Pray for these to be places of safety, wisdom, and godly values.

DOORS AND GATES —Pray for God to open doors for believers to share Christ with people.

CHILDREN — Pray for their families and for a godly upbringing.

PRAYERWALKING PROMPTS

STREET SIGNS — Pray for God's direction in the lives of people in the area.

HOMES — Pray for the residents to have opportunity to hear about the Savior.

GOVERNMENT BUILDINGS - Pray for government officials to lead in godliness. Pray that Christian witness will not be hindered in the community.

SCHOOLS —Pray for these to be places of safety, wisdom, and godly values.

DOORS AND GATES —Pray for God to open doors for believers to share Christ with people.

CHILDREN — Pray for their families and for a godly upbringing.

PAYERWALKING PROMPTS

STREET SIGNS — Pray for God's direction in the lives of people in the area.

HOMES — Pray for the residents to have opportunity to hear about the Savior.

GOVERNMENT BUILDINGS - Pray for government officials to lead in godliness. Pray that Christian witness will not be hindered in the community.

SCHOOLS —Pray for these to be places of safety, wisdom, and godly values.

DOORS AND GATES —Pray for God to open doors for believers to share Christ with people.

CHILDREN — Pray for their families and for a godly upbringing.

PRAYERWALKING PROMPTS

STREET SIGNS — Pray for God's direction in the lives of people in the area.

HOMES — Pray for the residents to have opportunity to hear about the Savior.

GOVERNMENT BUILDINGS - Pray for government officials to lead in godliness. Pray that Christian witness will not be hindered in the community.

SCHOOLS —Pray for these to be places of safety, wisdom, and godly values.

DOORS AND GATES —Pray for God to open doors for believers to share Christ with people.

CHILDREN — Pray for their families and for a godly upbringing.

PRAYERWALKING PROMPTS

STREET SIGNS — Pray for God's direction in the lives of people in the area.

HOMES — Pray for the residents to have opportunity to hear about the Savior.

GOVERNMENT BUILDINGS - Pray for government officials to lead in godliness. Pray that Christian witness will not be hindered in the community.

SCHOOLS —Pray for these to be places of safety, wisdom, and godly values.

DOORS AND GATES —Pray for God to open doors for believers to share Christ with people.

CHILDREN — Pray for their families and for a godly upbringing.

PRAYERWALKING PROMPTS CARD: BACK

EPHESIANS 6:18

And pray in the Spirit on all occasions with all kinds of prayer and requests. With this in mind, be alert and always keep on praying for all the Lord's people.

2 CORINTHIANS 4:6

For God, who said, "Let light shine out of darkness," has shown in our hearts to give the light of the knowledge of the glory of God in the face of Jesus Christ.

EPHESIANS 6:18

And pray in the Spirit on all occasions with all kinds of prayers and requests. With this in mind, be alert and always keep on praying for all the Lord's people.

2 CORINTHIANS 4:6

For God, who said, "Let light shine out of darkness," has shown in our hearts to give the light of the knowledge of the glory of God in the face of Jesus Christ.

EPHESIANS 6:18

And pray in the Spirit on all occasions with all kinds of prayers and requests. With this in mind, be alert and always keep on praying for all the Lord's people.

2 CORINTHIANS 4:6

For God, who said, "Let light shine out of darkness," has shown in our hearts to give the light of the knowledge of the glory of God in the face of Jesus Christ.

EPHESIANS 6:18

And pray in the Spirit on all occasions with all kinds of prayer and requests. With this in mind, be alert and always keep on praying for all the Lord's people.

2 CORINTHIANS 4:6

For God, who said, "Let light shine out of darkness," has shown in our hearts to give the light of the knowledge of the glory of God in the face of Jesus Christ.

EPHESIANS 6:18

And pray in the Spirit on all occasions with all kinds of prayers and requests. With this in mind, be alert and always keep on praying for all the Lord's people.

2 CORINTHIANS 4:6

For God, who said, "Let light shine out of darkness," has shown in our hearts to give the light of the knowledge of the glory of God in the face of Jesus Christ.

EPHESIANS 6:18

And pray in the Spirit on all occasions with all kinds of prayers and requests. With this in mind, be alert and always keep on praying for all the Lord's people.

2 CORINTHIANS 4:6

For God, who said, "Let light shine out of darkness," has shown in our hearts to give the light of the knowledge of the glory of God in the face of Jesus Christ.

Ocoee Outreach



Restoring Homes
Renewing Hope
Reaching Hearts

Summer Missions
Southeast Tennessee

Restore . Renew . Reach